

# DREAMS

IDEA

Instruction Manual



DREAMS/DEA

NO.CH0063

# ABOUT US

*D*REAMSIDEA IS A ONE-STOP HOME

FURNISHING AND SERVICE COMPANY BASED IN USA.

WE ARE DEDICATED TO BRINGING YOUR DREAM HOME TO LIFE.

OUR SERVICES COVER FROM DESIGN, PRODUCTION,

DIRECT SELL, STORAGE, AND TRANSPORTATION.

IF REALITY IS THE NEAR SHORE

AND IDEALISM THE FAR SHORE,

*D*REAMSIDEA

AS THE FERRY BETWEEN THEM,

EAGER TO ACCOMPANY YOU ON A JOURNEY

TO YOUR IDEAL HOME.

ITEM NO.CH0063

# WARRANTY

We strive to offer high quality product and we also try our best to satisfy each customer that order from us, no matter on products or services as needed. Each customer receives a record of their order, such as the order number or item receipt. For any items that are out of warranty period, you may still be able to purchase the replacement parts from our company if they are available.

Are you having difficulty  
with assembly? Missing parts?

Please contact us : [info@firstopintl.com](mailto:info@firstopintl.com)

Tel:(562)-781-3327

send an email with your order No. to us

For return, please check the return policy with  
the retailer or platforms you bought from.

Appreciate your purchasing from us.

Pop up your life by our furniture !

# MAINTENANCE AND WARNING

Please read the manual thoroughly  
before you start installing.

Please keep the product away from  
sharp object.

Packaging and small parts may have  
chocking hazard, please keep them away  
from children and pets.

Please clean the product according to each  
clean code, check the product description  
for more information.

Please keep the product away from fire.

If you have any other questions, please  
contact us, we will be glad to help you out.

If the product is placed under direct  
sunlight, the pattern or color might fade  
away overtime.

Check the product periodically to make  
sure everything is secured and tightened.

Always use proper tools for installation.

Do not jump on the product.



Around 15 min



# PRDOUCT DESCRIPTION

The backrest and seat height of this barrel accent chair are carefully ergonomically designed.

We have given you a small cushion so that you can adjust the placement of the cushion according to your own size, so that your back will fit more perfectly on this accent chair.

Our accent chair is made of high resilience foam, which makes the cushion very comfortable to sit on and will not cause the cushion to collapse if you sit for a long time.

The fabric of the sofa is made of fluffy and soft loop boucle or simple and breathable cotton linen, different materials and different colors are available for you to choose.

No matter what style your home is we have the right barrel accent chair for you.


Dream



House




# EXPLODED VIEW



# PARTS

A\*1



Seat frame

B\*6



Plastic sheet


C\*6



Plastic leg

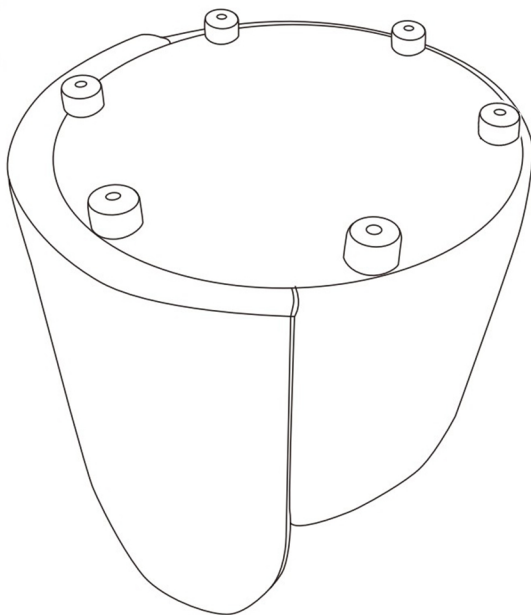
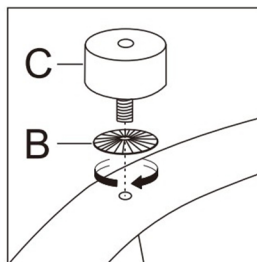
# step 1

Take out all the parts from the box and place them on the ground.




# step 2

First add one plastic washer (B) on each leg screw (C) as shown, then align the legs with the bolt holes on seat frame. Use hand to twist the legs clockwise until they are all tightened.



# step 3

Congradulations! The assembly is complete, thank you for chooing our product! Please enjoy!



# step 4



## ASSEMBLY INSTRUCTIONS

Tel.(562)-781-3327

Please contact us:[info@firstopintl.com](mailto:info@firstopintl.com)

<https://www.dreamsidea.com>