


*ASSEMBLY INSTRUCTIONS*  
*COASTER FINE FURNITURE*



*Fine Furniture for every stage of life*

**704147**  
***END TABLE***

REVISION 0 : 01/03/2025

ITEM:704147



# ASSEMBLY INSTRUCTIONS

## ASSEMBLY TIPS:

1. Remove hardware from box and sort by size.
2. Please check to see that all hardware and parts are present prior to start of assembly.
3. Please follow attached instructions in the same sequence as numbered to assure fast & easy assembly.



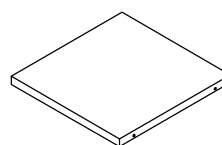
## WARNING!

1. Don't attempt to repair or modify parts that are broken or defective. Please contact the store immediately.
2. This product is for home use only and not intended for commercial establishments.

ASSEMBLY TIME 20 MINUTES

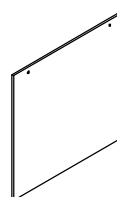
## PARTS IDENTIFICATION

A TOP PANEL




1PC

B SIDE GLASS



2PCS

C PLASTIC BAR



2PCS

Z

## HARDWARE IDENTIFICATION

1 DECORATIVE METAL COVERS  
( $\phi$ 35mm) 4PCS



4 BOLT  
(1/4" x 47mm SR) 4PCS



2 PLASTIC WASHER  
( $\phi$ 32mm) 8PCS



5 ALLEN WRENCH  
(4mm) 1PC



3 FLAT WASHER  
( $\phi$ 19mm) 4PCS



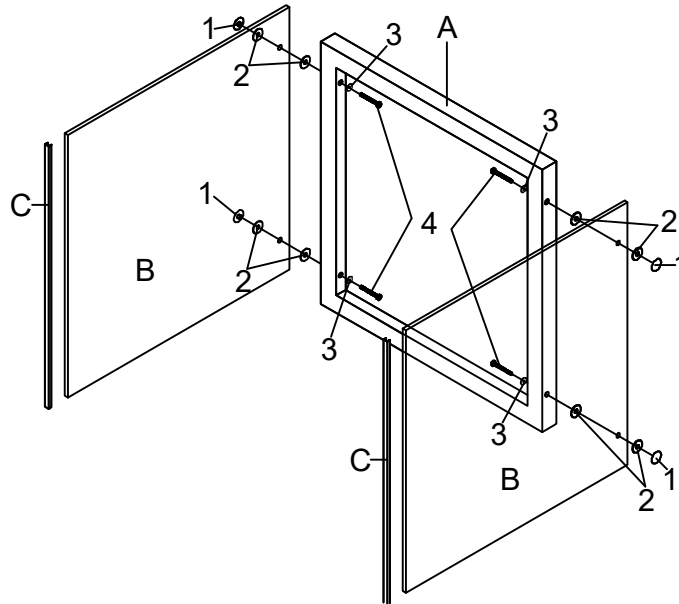
ITEM:704147



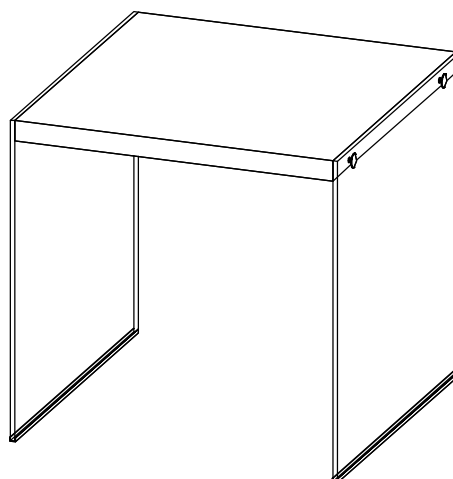
# ASSEMBLY INSTRUCTIONS

## STEP 1

Do not tighten until each step is completed or instructed.



## STEP 2 COMPLETE



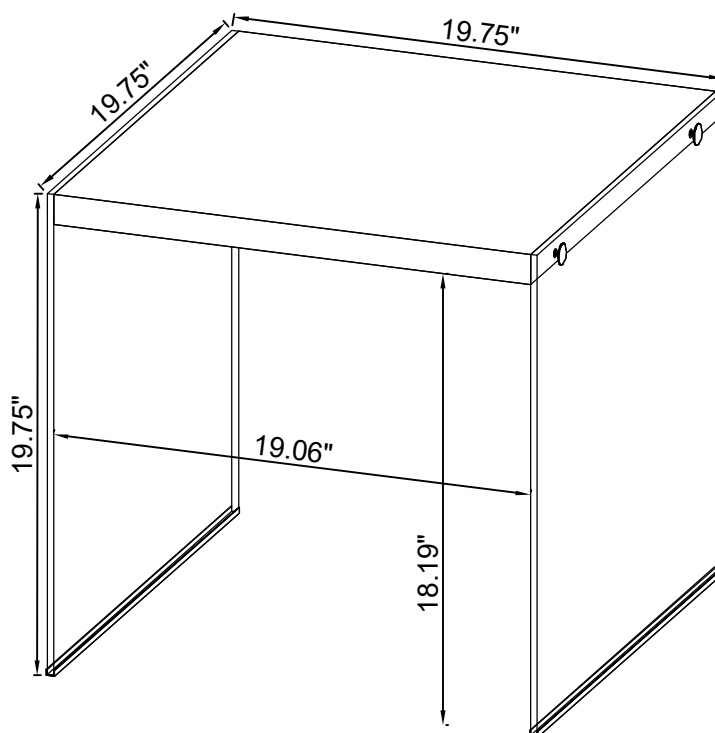
# ITEM:704147

## ASSEMBLY INSTRUCTIONS




<b>Product Size : 502 X 502 X 502 H (MM)</b>
--

<b>Product Size : 19.75" X 19.75" X 19.75"</b>
--



Note : Dimension tolerance  $\pm 5\%$

*ASSEMBLY INSTRUCTIONS*  
*COASTER FINE FURNITURE*



*Fine Furniture for every stage of life*

**704148**  
***COFFEE TABLE***

REVISION 0 : 01/03/2025

ITEM:704148



# ASSEMBLY INSTRUCTIONS

## ASSEMBLY TIPS:

1. Remove hardware from box and sort by size.
2. Please check to see that all hardware and parts are present prior to start of assembly.
3. Please follow attached instructions in the same sequence as numbered to assure fast & easy assembly.



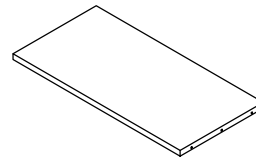
## WARNING!

1. Don't attempt to repair or modify parts that are broken or defective. Please contact the store immediately.
2. This product is for home use only and not intended for commercial establishments.

ASSEMBLY TIME 20 MINUTES

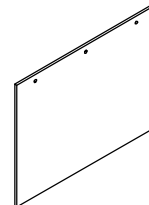
## PARTS IDENTIFICATION

A TOP PANEL



1PC

B SIDE GLASS



2PCS

C PLASTIC BAR



2PCS

Z

## HARDWARE IDENTIFICATION

1 DECORATIVE METAL COVERS  
( $\phi$ 35mm) 6PCS



4 BOLT  
(1/4" x 47mm SR) 6PCS



2 PLASTIC WASHER  
( $\phi$ 32mm) 12PCS



5 ALLEN WRENCH  
(4mm) 1PC



3 FLAT WASHER  
( $\phi$ 19mm) 6PCS



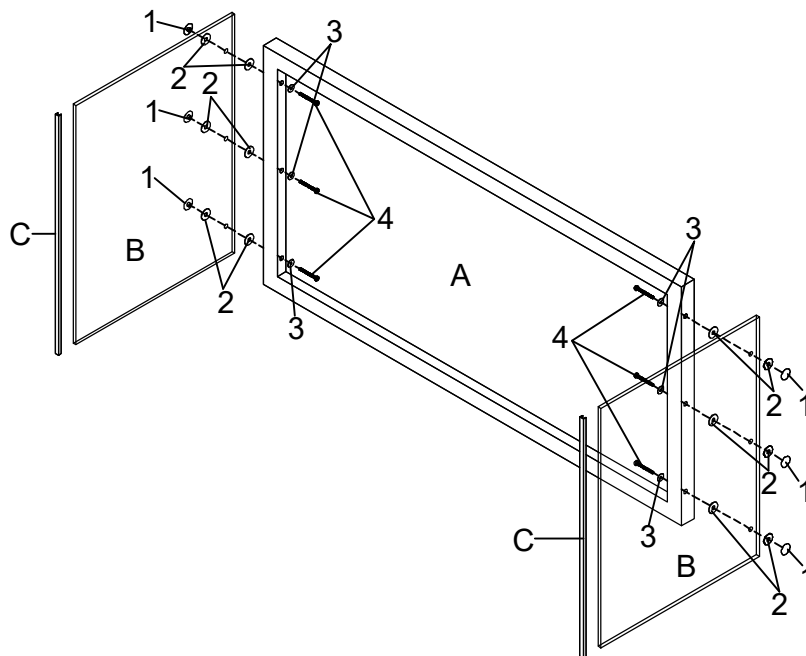
ITEM:704148



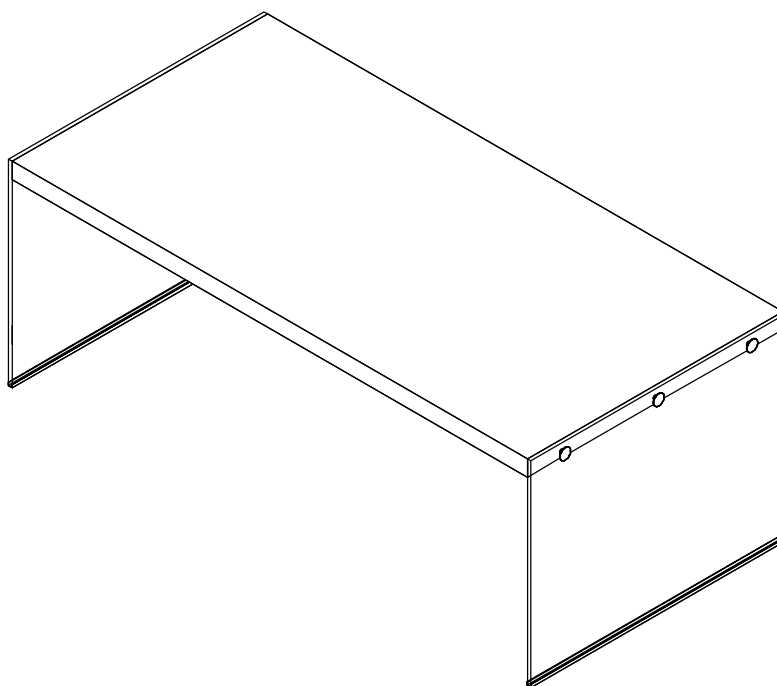
# ASSEMBLY INSTRUCTIONS

## STEP 1

Do not tighten until each step is completed or instructed.



## STEP 2 COMPLETE



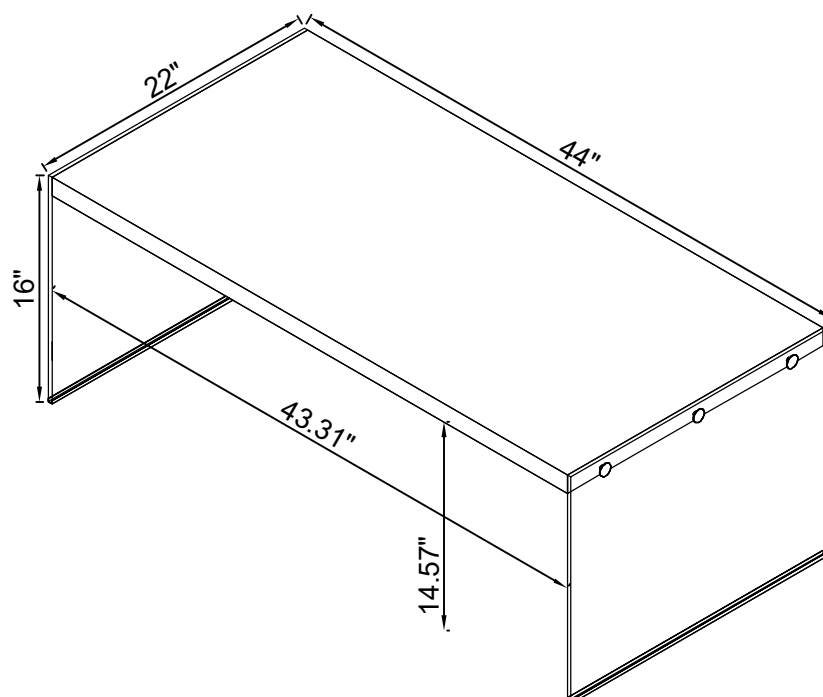
# ITEM: 704148

## ASSEMBLY INSTRUCTIONS



<b>Product Size : 1118 X 559 X 406 H (MM)</b>
---

<b>Product Size : 44" X 22" X 16"</b>
---------------------------------------



Note : Dimension tolerance  $\pm 5\%$