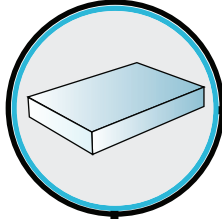


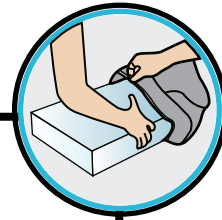
Product Set Up

1.



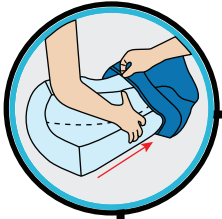
Remove plastic bag to decompress white foam cushion.

2.



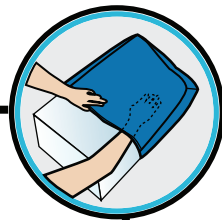
Unzip fabric cushion cover.

3.



Insert folded foam into matching fabric cushion cover.

4.



- Adjust/smooth out cover and cushion before zipping cushion closed.
- Immediate inflation may take up to 24 hours, sometimes will need up to 7 days for full size inflation
- Regular fluffing recommended

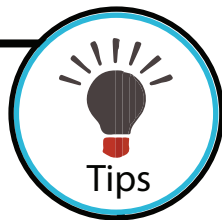
5.



TIPS & TRICKS FOR CARING FOR OUTDOOR CUSHIONS

Recommend bringing cushions inside during winter months when NOT IN USE, will help extend the products lifetime.

6.



- Most dirt and debris is easily cleaned with a mild soap and water mixture.
- A soft bristle brush can be used for stubborn dirt.
- Cushions will dry faster if you unzip the cushion zipper (if possible) and stand the cushion on end, zipper side down. Your cushions will dry out quicker and be ready to use in no time.