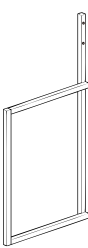
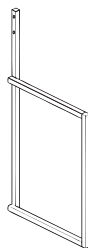
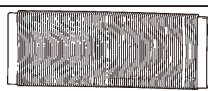





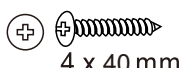
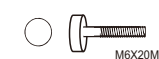



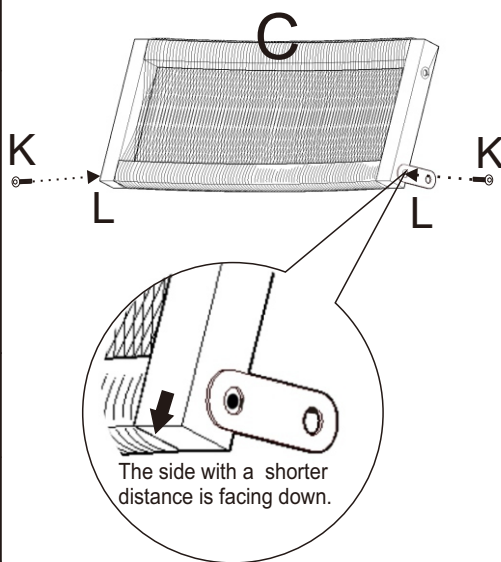



ASSEMBLY INSTRUCTION

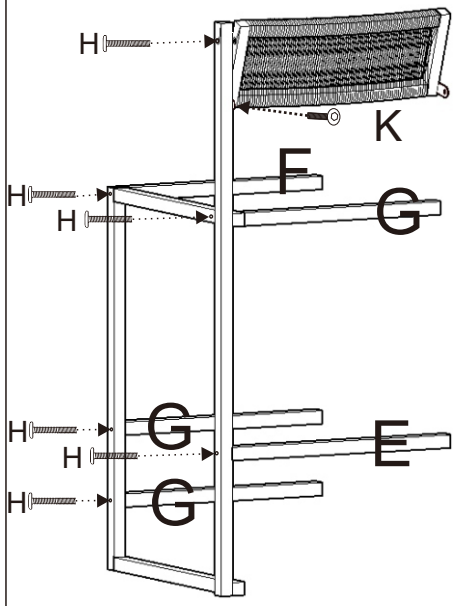
A		x1
B		x1
C		x1
D		x1
E		x1
F		x1
G		x3
H		x12
I		x6
J		x4
K		x4
L		x2
M		x1



1



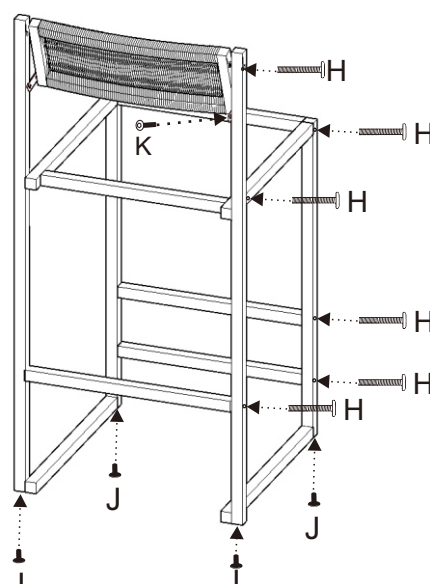
K		2
---	---	---




2



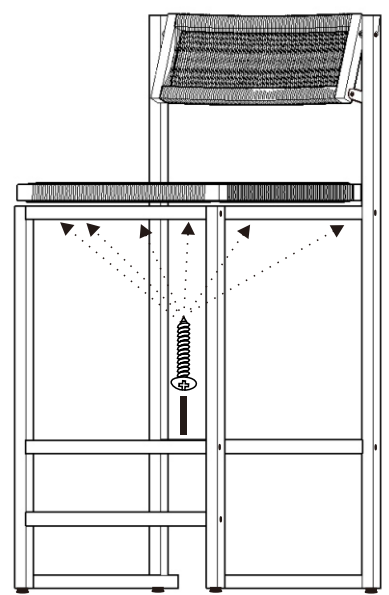
H		6
K		1


3



H		6
K		1
J		4

4



I		6
---	---	---

NOTE: There are no screw holes in seat D, seat D is made by wooden frame, please pass through the holes in metal frame with self-tapping screws (part I), then secure seat D by tightening self-tapping screws (part I).