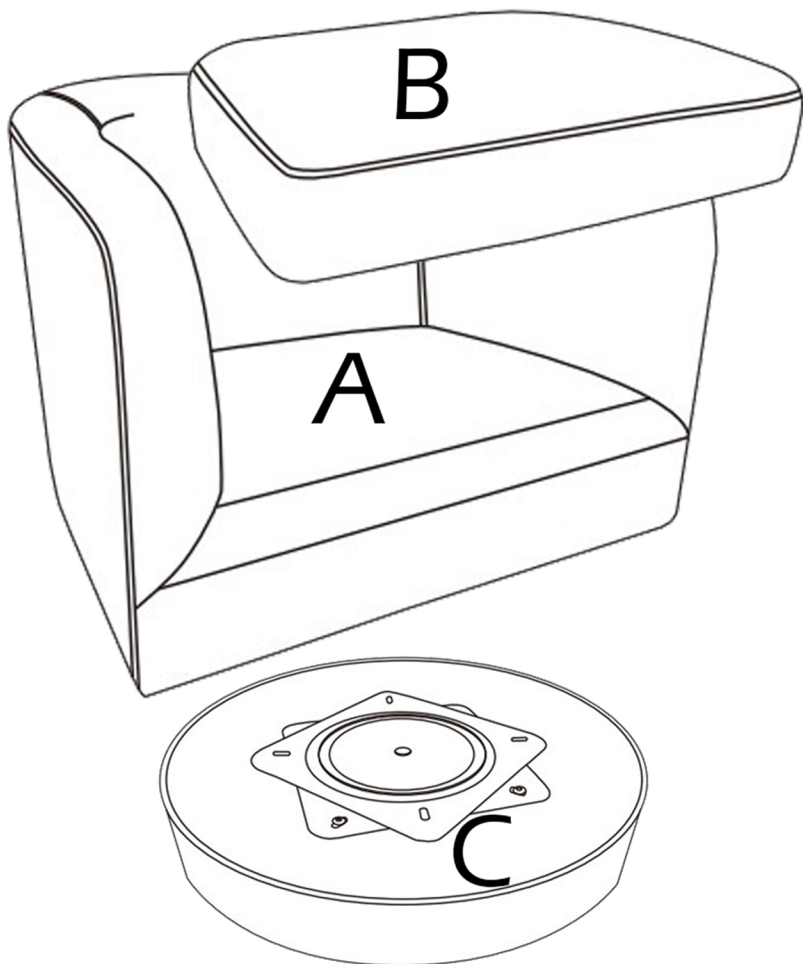
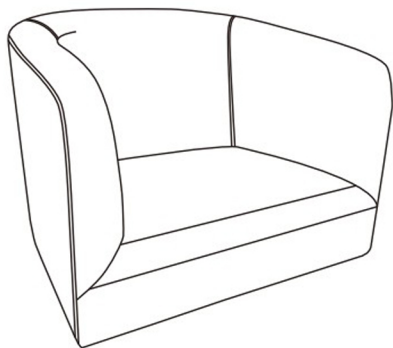


EXPLODED VIEW



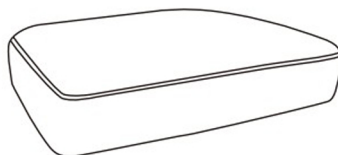
PARTS

A*1



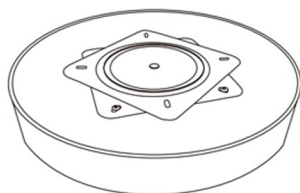
Seat frame

B*1



Seat cushion

C*1



Rotary base

HARDWARE

TOOL LIST

NOTE: Designated with (★) We provide additional spare parts in the hardware package

①*5



M6*45mm

★ Bolts

②*1



M6

Allen key

Please make sure all hardware&packing material fitting the list.
Especially some small accessories may be missing during transportation. Please contact us if you have any question.

PRDOUCT DESCRIPTION

Flared arms to create that classic round barrel silhouette, supportive fabric back and seat cushions will treat you like a baby.

The seat cushion made of sponge, pocket spring, and sinuous spring is very soft and elastic.

A robust mechanism is taken for smooth 360° rotation.

Upholstered in a high-quality fabric that is both durable and comfortable.

The frame is constructed of plywood, and its round metal base has a black finish that matches any decor.

Dream



House

MAINTAINANCE AND WARNING

Please read the manual thoroughly
before you start installing.

Please keep the product away from
sharp object.

Packaging and small parts may have
chocking hazard, please keep them away
from children and pets.

Please clean the product according to each
clean code, check the product description
for more information.

Please keep the product away from
fire.

If you have any other questions, please
contact us, we will be glad to help you out.

If the product is placed under direct
sunlight, the pattern or color might fade
away overtime.

Check the product periodically to make
sure everything is secured and tightened.

Always use proper tools for installation.

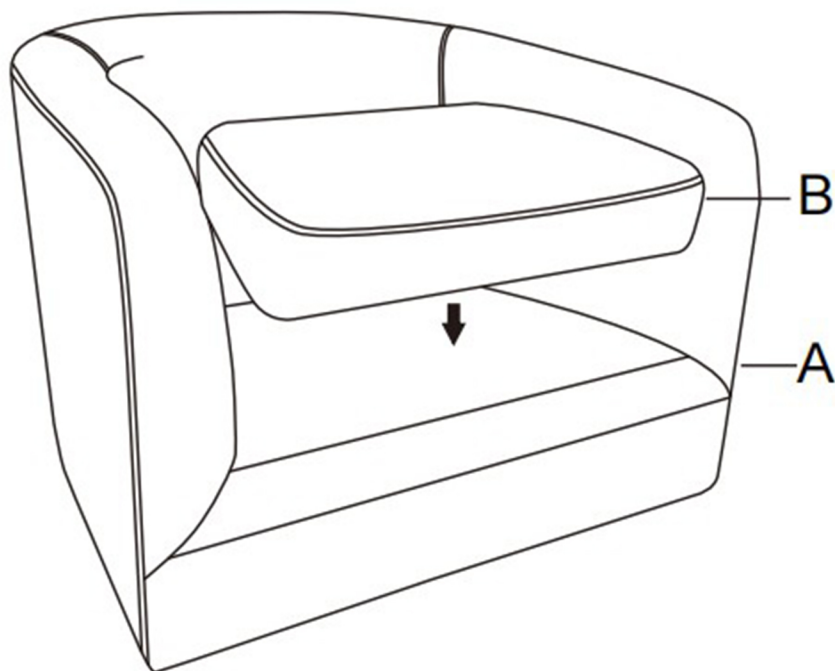
Do not jump on the product.



Around 10 min

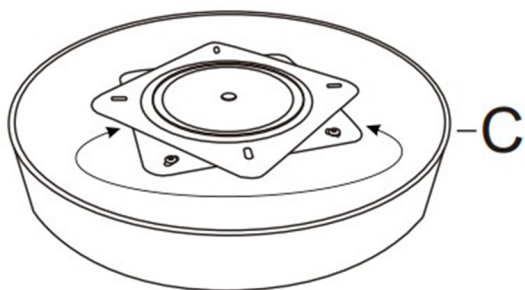
step 1

Place the seat cushion (B) onto the seat frame (A) as shown.

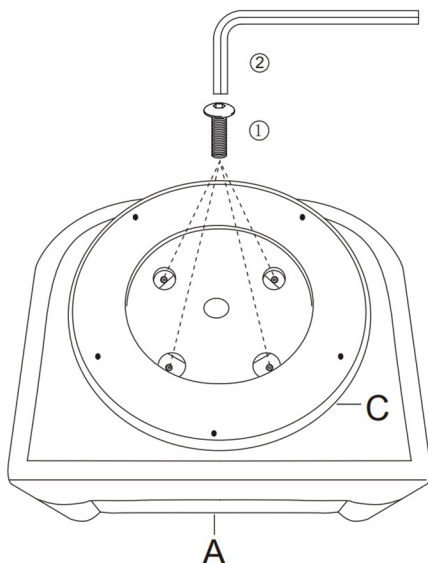


step 2

Install the rotary base (C) onto the seat frame (A), use the allen wrench (2) provided to tighten the bolts (1), make sure all four bolts are fully tightened.



Can be rotated 360°
Swivel



ITEM NO.CH0030

WARRANTY

We strive to offer high quality product and we also try our best to satisfy each customer that order from us, no matter on products or services as needed. Each customer receives a record of their order, such as the order number or item receipt. For any items that are out of warranty period, you may still be able to purchase the replacement parts from our company if they are available.

Are you having difficulty
with assembly? Missing parts?

Please contact us : info@firstopintl.com

Tel:(562)-781-3327

send an email with your order No. to us

For return, please check the return policy with
the retailer or platforms you bought from.

Appreciate your purchasing from us.

Pop up your life by our furniture !

ABOUT US

*D*REAMSIDEA IS A ONE-STOP HOME

FURNISHING AND SERVICE COMPANY BASED IN USA.

WE ARE DEDICATED TO BRINGING YOUR DREAM HOME TO LIFE.

OUR SERVICES COVER FROM DESIGN, PRODUCTION,

DIRECT SELL, STORAGE, AND TRANSPORTATION.

IF REALITY IS THE NEAR SHORE

AND IDEALISM THE FAR SHORE,

*D*REAMSIDEA

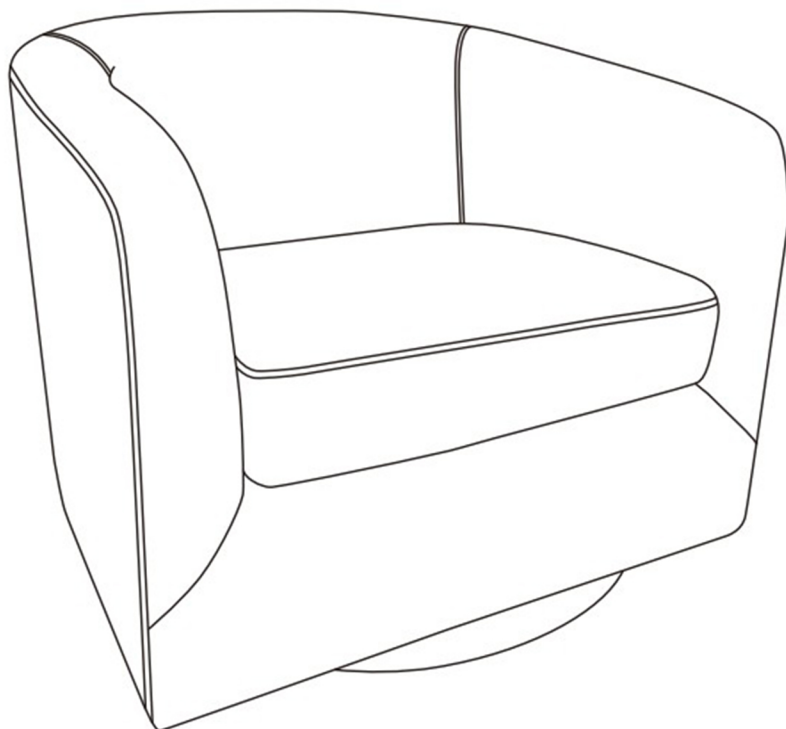
AS THE FERRY BETWEEN THEM,

EAGER TO ACCOMPANY YOU ON A JOURNEY

TO YOUR IDEAL HOME.

step 3

Congradulations! The installation is complete! Thanks again for choosing our product! Please enjoy!





ASSEMBLY INSTRUCTIONS

Tel.(562)-781-3327

Please contact us:info@firstopintl.com

<https://www.dreamsidea.com>

DREAMS

IDEA

Instruction Manual



DREAMS/IDEA

NO:CH0030