

Rocking chair installation

accessory

Ax2



Bx2 short



Cx2 long



Dx1



Ex1



FX1



Gx4 long



Hx4



Jx2



Kx6 short



Mx2



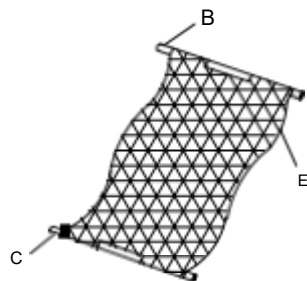
Nx1



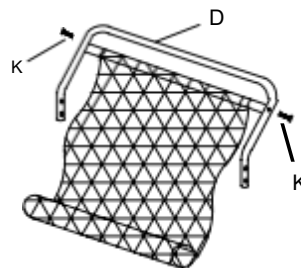
Px1



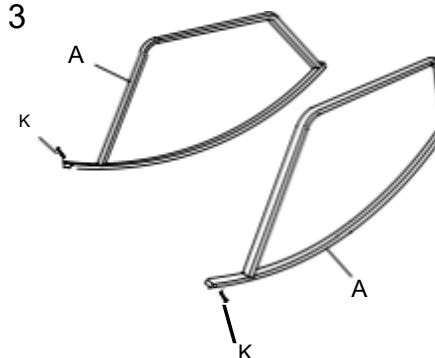
1



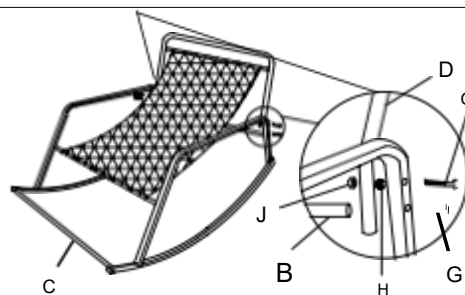
2



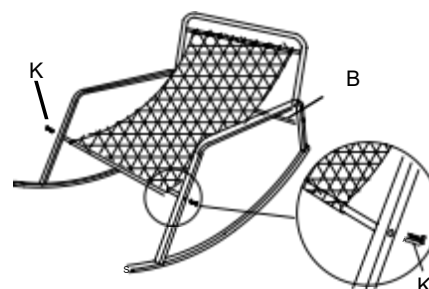
3



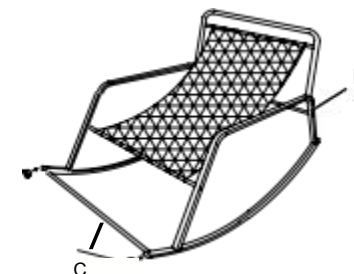
4



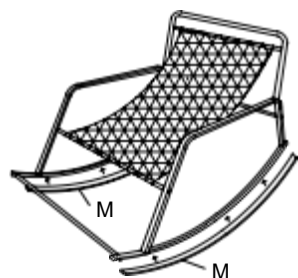
5



6



7



8



Loose the screws firstly , after put all the screws on, then fasten them.