

# DREAMS

IDEA

Instruction Manual



NO:CH0052-OTTOMAN

# ABOUT US

*D*REAMSIDEA IS A ONE-STOP HOME

FURNISHING AND SERVICE COMPANY BASED IN USA.

WE ARE DEDICATED TO BRINGING YOUR DREAM HOME TO LIFE.

OUR SERVICES COVER FROM DESIGN, PRODUCTION,

DIRECT SELL, STORAGE, AND TRANSPORTATION.

IF REALITY IS THE NEAR SHORE

AND IDEALISM THE FAR SHORE,

*D*REAMSIDEA

AS THE FERRY BETWEEN THEM,

EAGER TO ACCOMPANY YOU ON A JOURNEY

TO YOUR IDEAL HOME.

ITEM NO.CH0052-OTTOMAN

# WARRANTY

WE STRIVE TO OFFER HIGH-QUALITY PRODUCT AND WE ALSO TRY OUR BEST TO SATISFY EACH CUSTOMER THAT ORDERS FROM US WITH PRODUCT OR SERVICE AS NEEDED. EACH CUSTOMER RECEIVES A RECORD OF THEIR ORDER, SUCH AS THE ORDER NUMBER OR ITEM RECEIPT. FOR ANY ITEMS THAT ARE OUT OF THE WARRANTY PERIOD, YOU MAY STILL RECEIVE REPLACEMENT PARTS BY PURCHASING THEM FROM OUR COMPANY IF THEY ARE AVAILABLE.

Are you having difficulty

with assembly? Missing parts?

Please contact us : [info@firstopintl.com](mailto:info@firstopintl.com)

Tel.5627813327

send an email with your order No. to us

For return, please check the return policy with the retailer or market place you bought from.

Appreciate your purchasing from us.

Pop up your life by our furniture !

# MAINTAINANCE AND WARNING

Please read the manual thoroughly before  
you start install.

Please always use proper tools for  
installment.

Packaging and small parts may have  
chocking hazard, please keep them away  
from children and pets.

Please clean the product with dry clean  
cloth, some of the parts may be able to  
wash directly. Check with the product  
description!

Please keep the product away  
from fire.

Please keep the product away from  
sharp objects.

IF the product is placed under direct  
sunlight, the pattern or color might  
fade away.

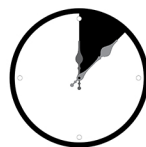
Do not jump on the product.

Check the product periodically to make  
sure everything is tightened.

If you have any questions else, please  
contact us, we will be glad to help  
you out.



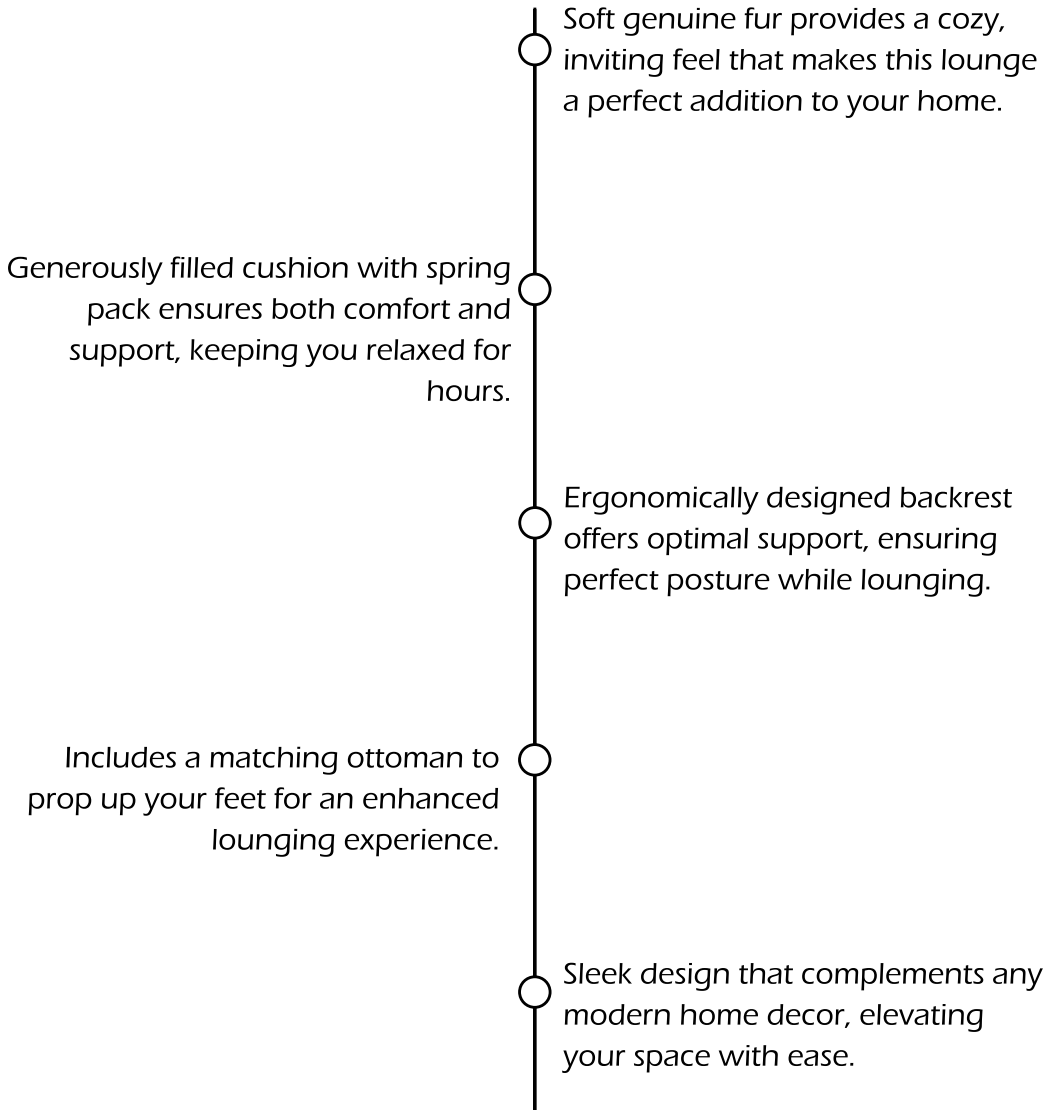
Two people



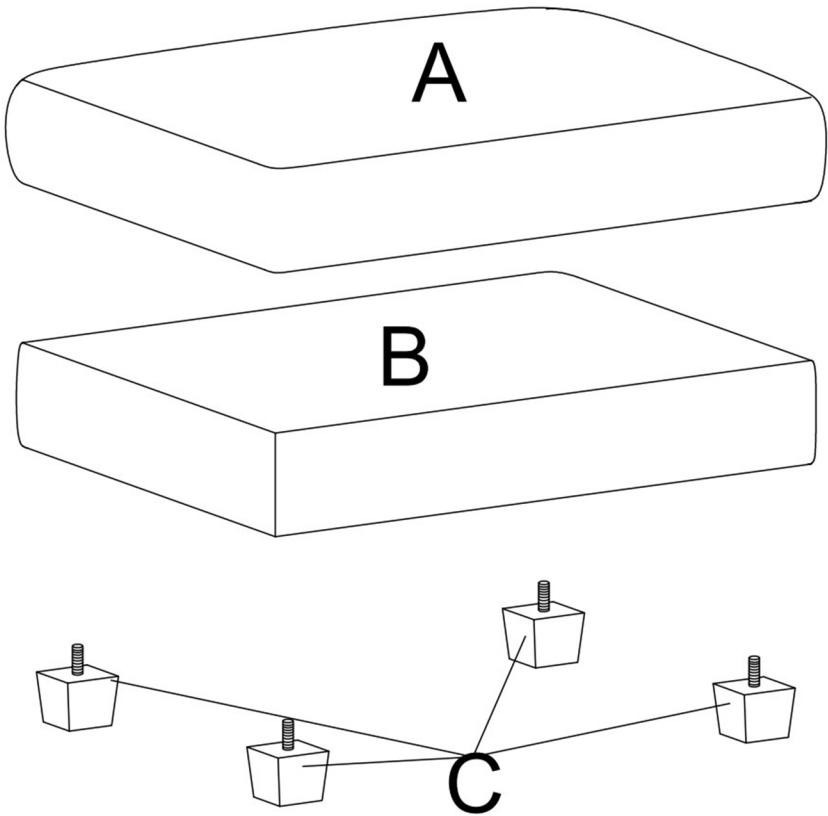
Around 45 min



# PRODUCT DESCRIPTION



# EXPLODED VIEW




# PARTS

A\*1



Seat cushion

B\*1



Sofa frame

# HARDWARE

## TOOL LIST

C\*4



Legs+Washers

D\*1




Hook

PLEASE MAKE SURE ALL  
HARDWARE&PACKING  
MATERIAL FITTING THE LIST.  
ESPECIALLY SOMESMALL  
ACCESSORIES MAY BE MISSING  
DURING TRANSPORTATION.  
PLEASE CONTACT US  
IF YOU HAVE ANY QUESTION.

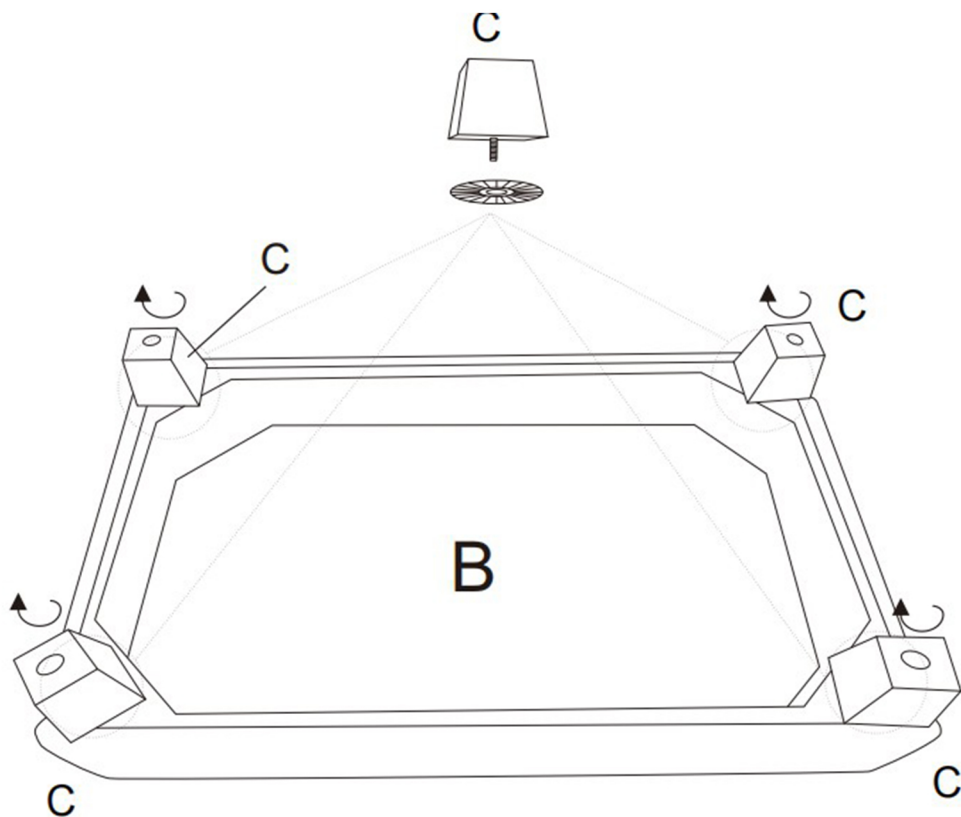
# step 1

CUT THE CUSHIONS (A) FROM THE AIR COMPRESSION BAGS AS SHOWN. IT MIGHT TAKE 24-48 HOURS TO BE FULLY RECOVERED. YOU MAY GENTLY SLAP ON THEM TO SPEED UP THE PROCESS.



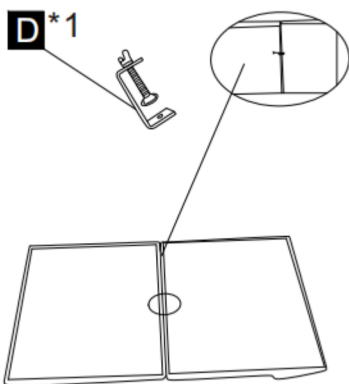
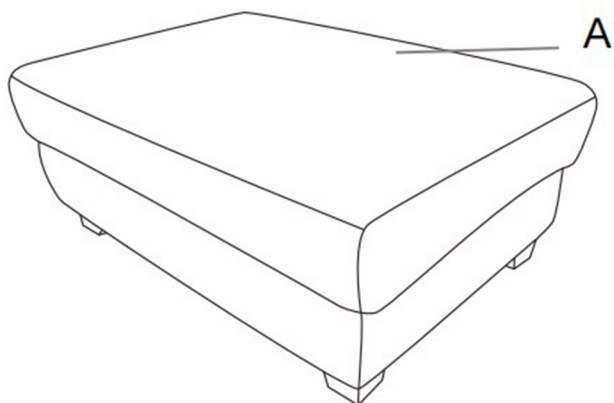
# step 2

PLACE THE SOFA FRAME (B) UPSIDE DOWN ON A CLEAN SURFACE, THEN ALIGN THE LEGS (C) WITH THE PREDRILLED HOLES ON THE BOTTOM OF THE SOFA FRAME AS SHOWN, THEN TWIST THEM IN CLOCKWISE, MAKE SURE THEY ARE ALL FULLY TIGHTENED BEFORE NEXT STEP.



# step 3

TAKE OFF THE VECRO COVER AND PLACE THE CUSHION ONTO THE FRAME, MAKE SURE THE EDGE OF THE FRAME IS ALIGNED WITH THE CUSHION, THEN PLACE THE CUSHION ON.



IF YOU PURCHASED SINGLE OTTOMAN,  
THIS CONNECTOR WILL NOT BE USED

IF YOU WANT TO CONNECT THE ARMCHAIR AND  
OTTOMAN, PLEASE PLACE THEM AS CLOSER  
AS POSSIBLE, AND TWIST THE CONNECTOR AROUND  
THE MIDPOINT OF THE FRAME AS SHOWN.

THERE IS A SPONGE PART OUTSIDE THE WOODEN  
FRAME, SO PLEASE TIGHTEN THE CONNECTOR  
AS HARD AS POSSIBLE.



## ASSEMBLY INSTRUCTIONS

Tel.5627813327

Please contact us: [info@firstopintl.com](mailto:info@firstopintl.com)

<https://www.dreamsidea.com>