
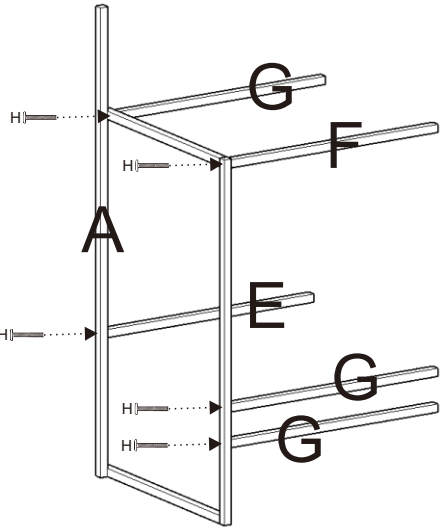

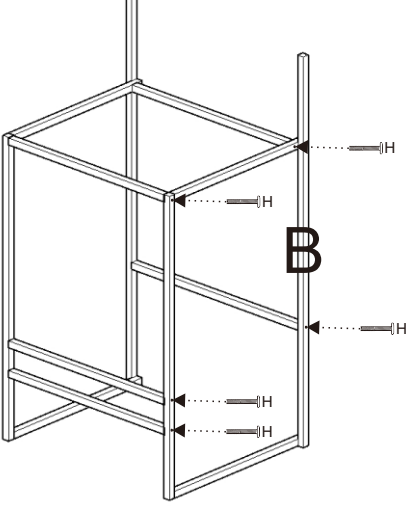






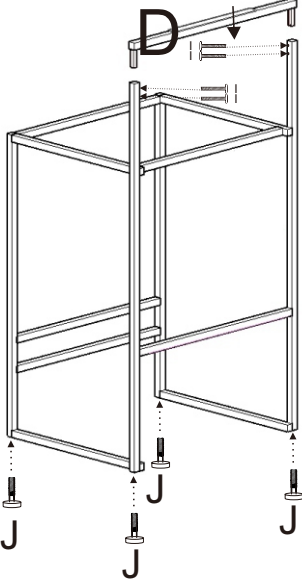


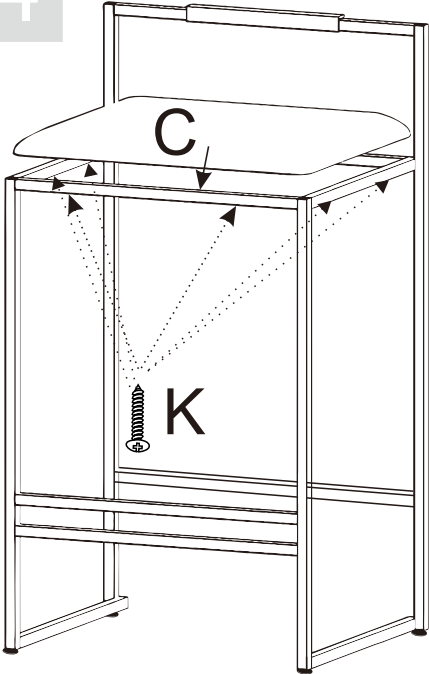









# ASSEMBLY INSTRUCTION

A	 LEFT	x1	<div data-bbox="475 264 555 376">1</div>  <div data-bbox="707 1037 962 1093">  M6X35mm 5 </div>	<div data-bbox="978 264 1058 376">2</div>  <div data-bbox="1201 1037 1457 1093">  M6X35mm 5 </div>
B	 RIGHT	x1		
C		x1		
D		x1		
E	 38CM	x1		
F	 36CM	x1	<div data-bbox="475 1093 555 1205">3</div>  <div data-bbox="722 1821 962 1924"> <div data-bbox="730 1832 962 1877">  M6X10mm 4 </div> <div data-bbox="730 1877 962 1924">  M6X20mm 4 </div> </div>	<div data-bbox="978 1093 1058 1205">4</div>  <div data-bbox="1185 1854 1457 1924">  4 x 35mm 6 </div>
G	 36CM	x3		
H	 M6X35mm	x10		
I	 M6X10mm	x4		
J	 M6X20mm	x4		
K	 4 x 35mm	x6		
L		x1		

NOTE: There are no screw holes in seat C, seat C is made by wooden frame, please pass through the holes in metal frame with self-tapping screws ( part K ), then secure seat C by tightening self-tapping screws ( part K ).