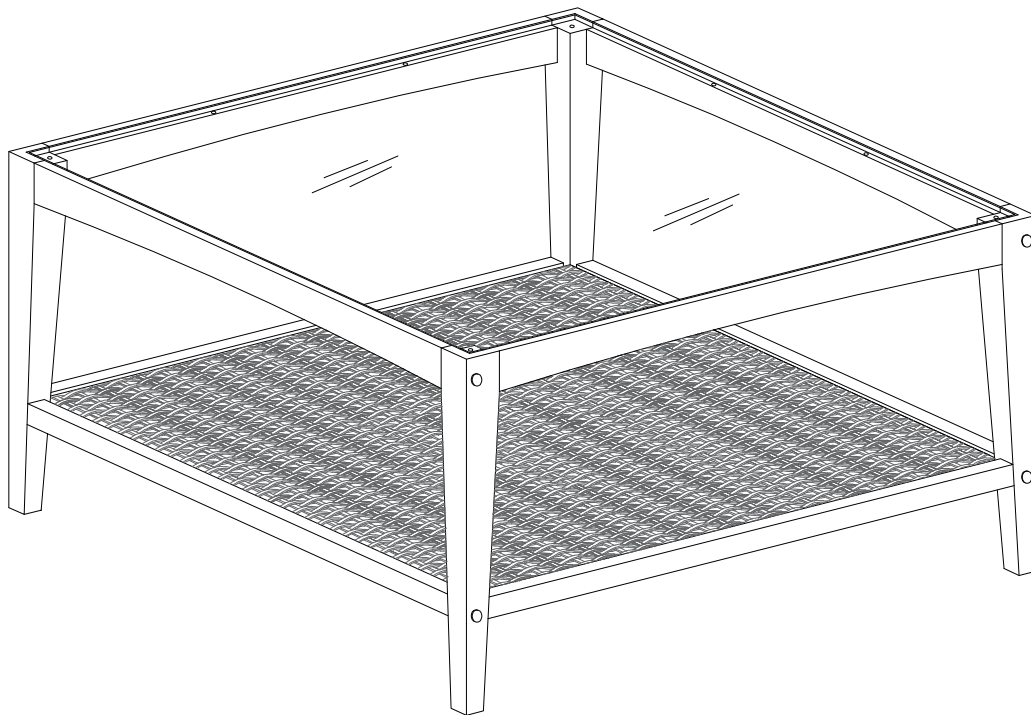


Let's build the

Hayes Coffee Table

SKU 35301



Scan me!

Free Lifetime
Warranty

nathan james

25-0116-VN

Ok, let's get rolling

This should be easy, just follow our instructions and you will be back to Netflix in no time.

Estimated time for assembly




20:00

What you need

- Some of your favourite bubbly or your preferred relaxant
- Use the packaging carton as a working surface to prevent product damage during assembly
- Rubber Mallet (Recommended)

Weight Limitation



Total Max. Capacity: 100 lbs.
Glass Tabletop Max. Capacity: 50 lbs.
Shelf Max. Capacity: 50 lbs.

Toll-free at 1-866-619-1004
Help@nathanjames.com
Nathanjames.com/help

What's included

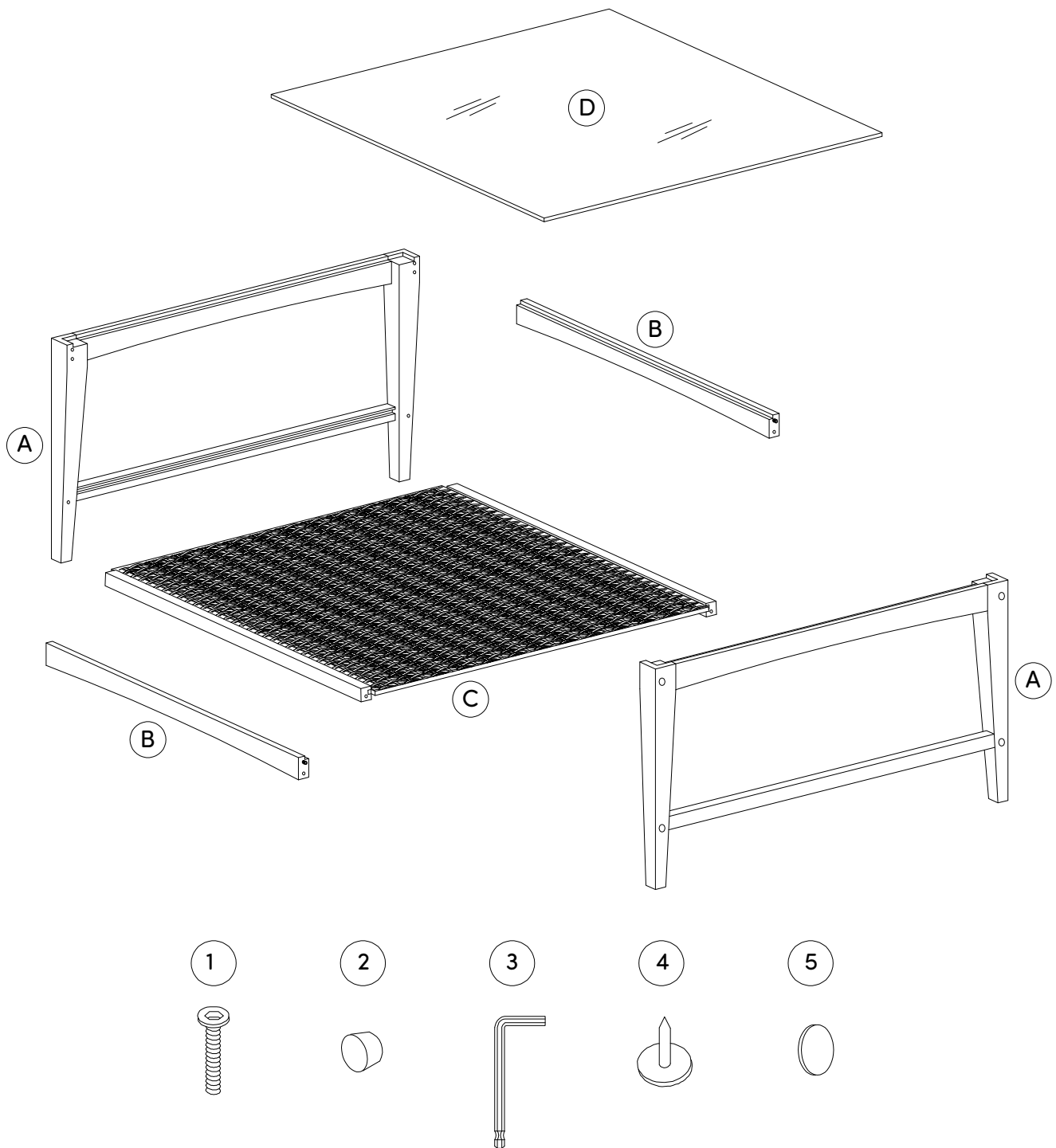
Description		Qty
A	Leg Frame	2
B	Stretchers	2
C	Shelf	1
D	Glass	1
1	Ø 1/4" x 55mm Hex Button Head Bolt	8
2	Wood Plug	8
3	Allen Key	1
4	Plastic Nail-in Footpad (Extra)	4
5	Glass Bumper (Extra 2pcs)	14

Scan me!

Free Lifetime
Warranty



The goods

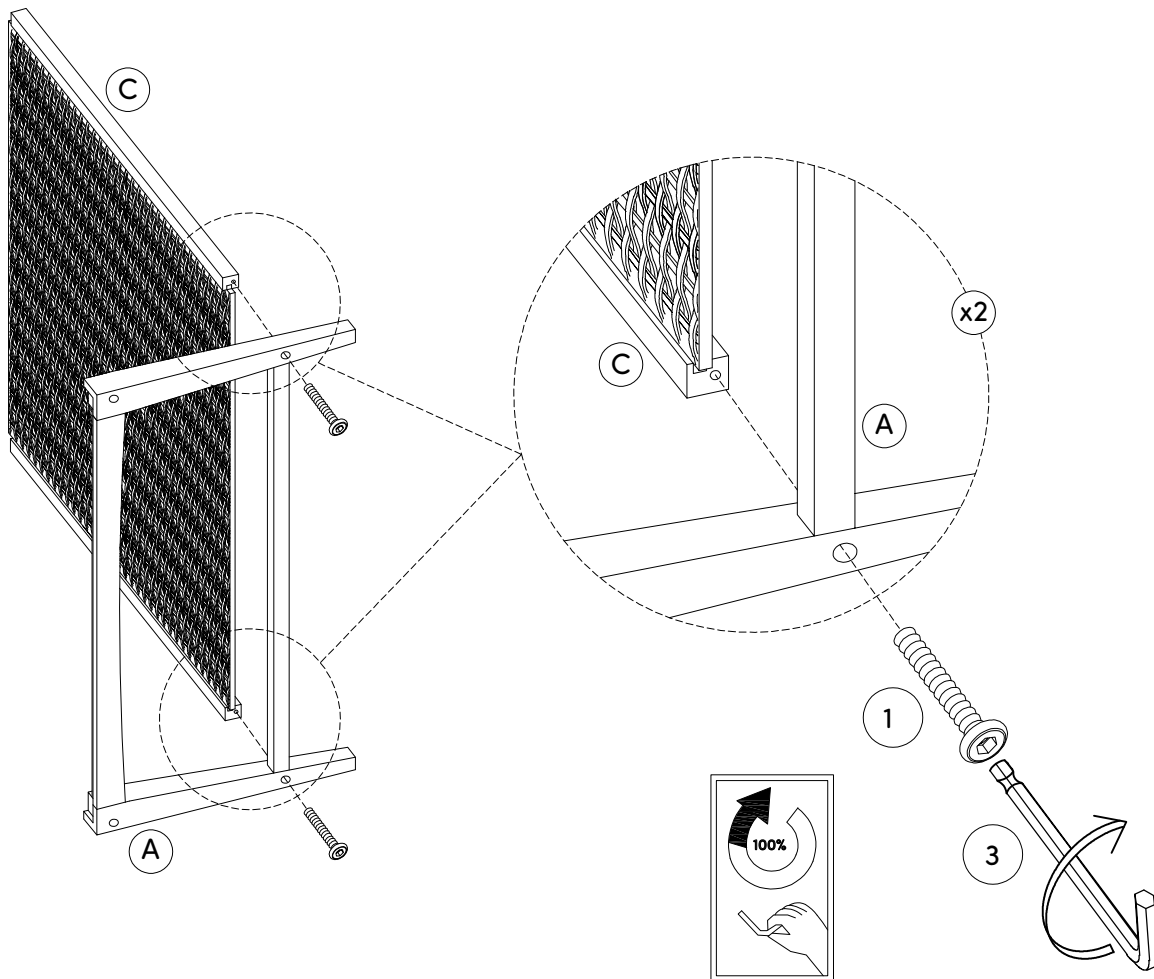
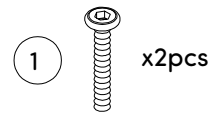


IMPORTANT

1. Do not tighten bolts / screws completely until all bolts / screws are lined up and inserted into holes.
2. Do not over tighten screws and bolts to avoid stripping.
3. Please use hand tools to assemble this product.

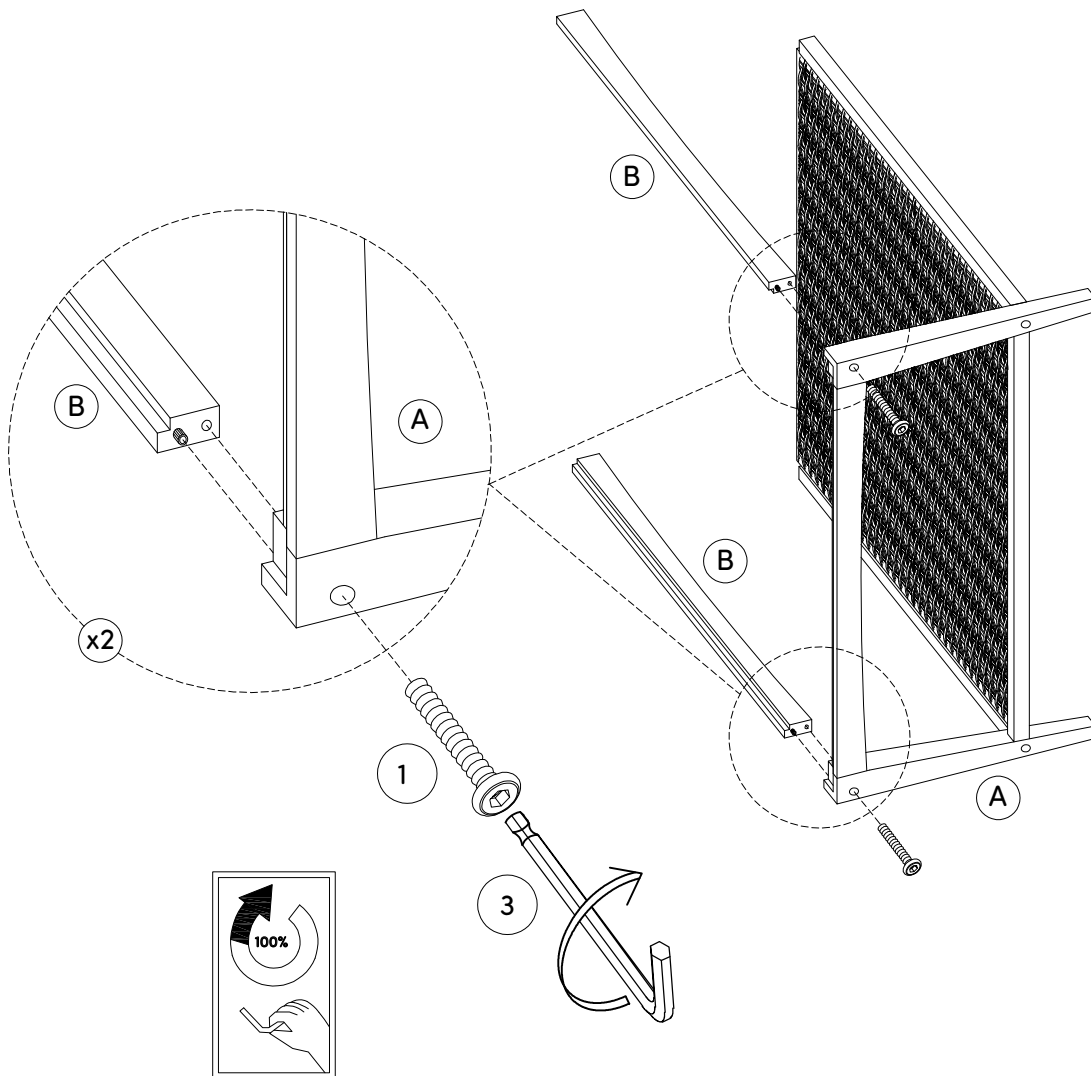
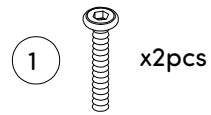
Step 1

Let's get this thing fired up!
Attach the Leg Frame (A) to the Shelf
(C) using two Hex Button
Head Bolts (1) and tighten with the
Allen Key (3).



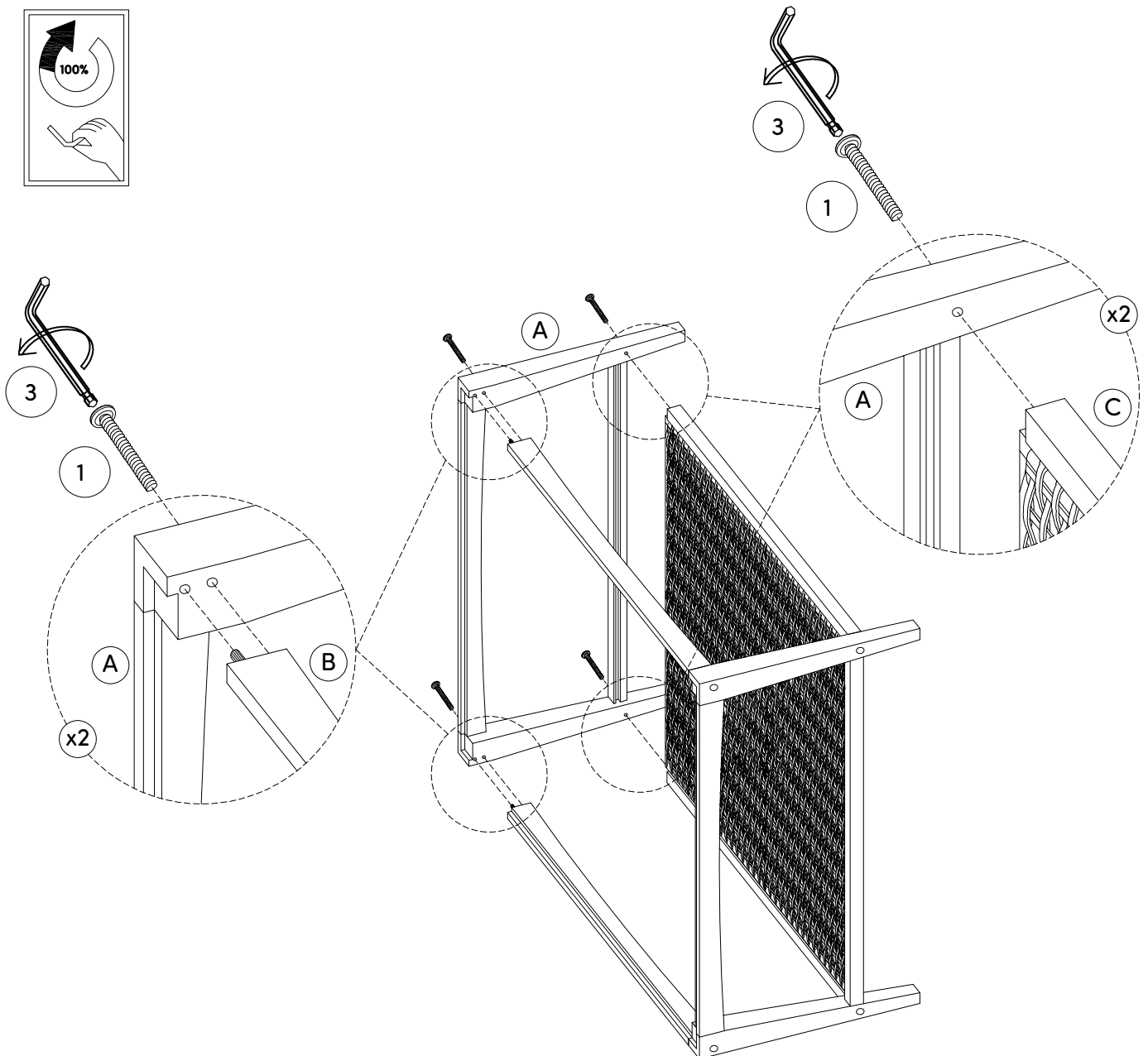
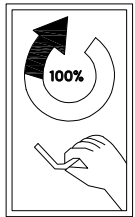
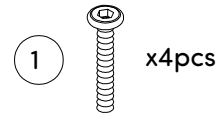
Step 2

Next, repeat Step 1 with the Stretchers (B).



Step 3

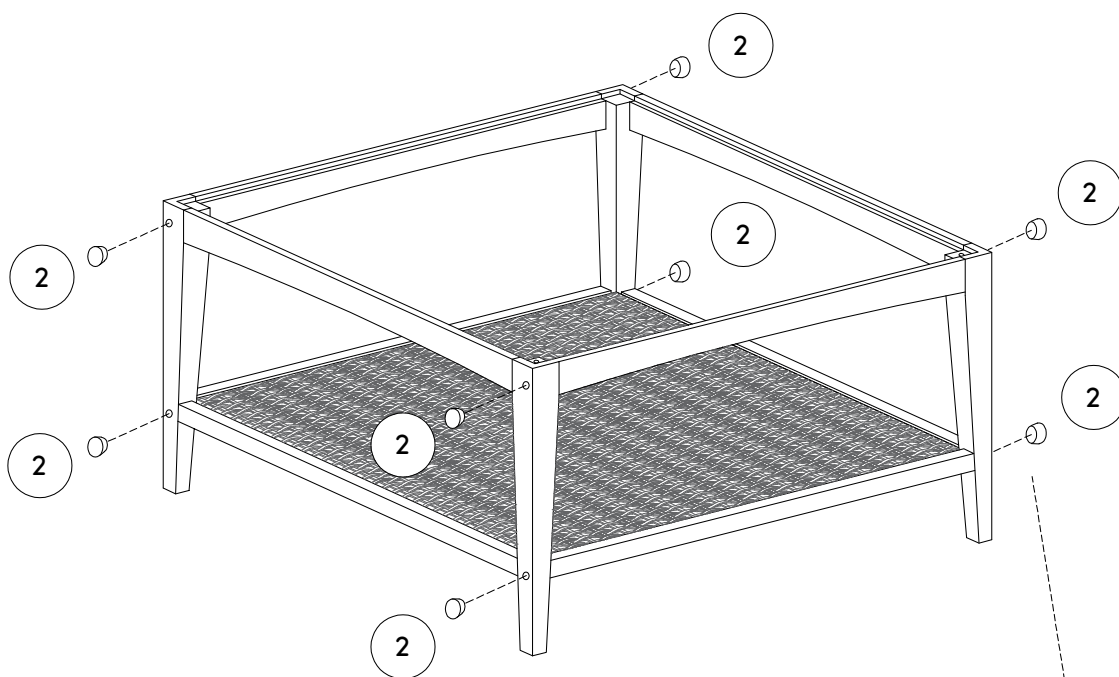
You're over halfway there!
Secure the second Leg
Frame (A) to what you've
assembled so far from
Steps 1 and 2.



Step 4

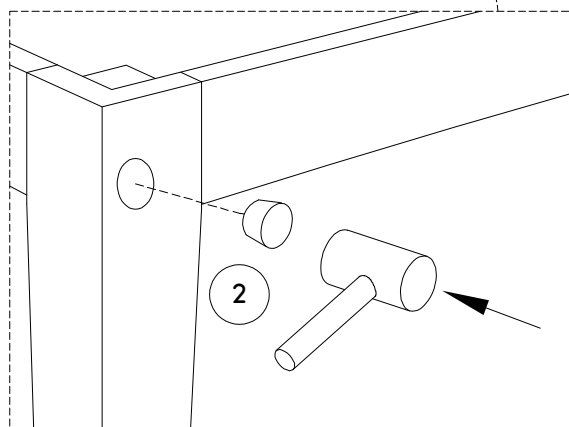
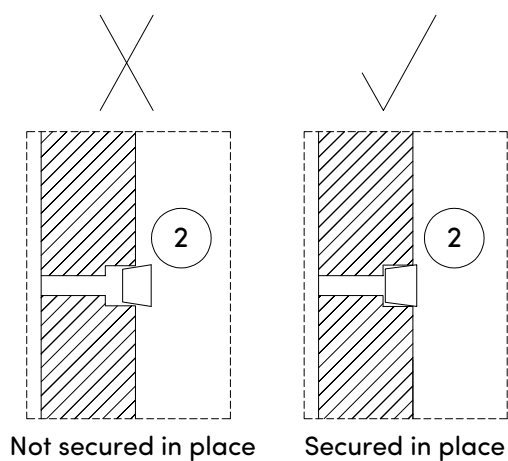
2  x8pcs

Time to put the Wood Plugs (2) into the side of the frames.




HELPFUL TIP:

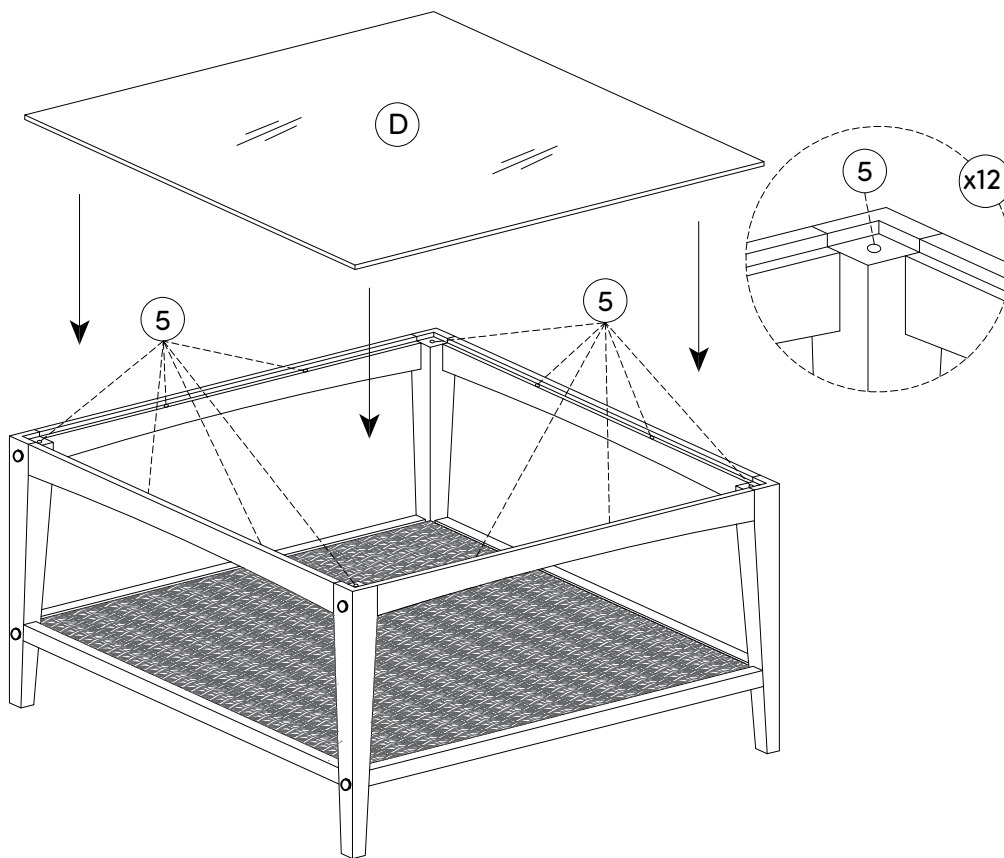
It is recommended to use a Rubber Mallet or something similar to tap the Wood Plugs securely into place



Step 5

5  x12pcs

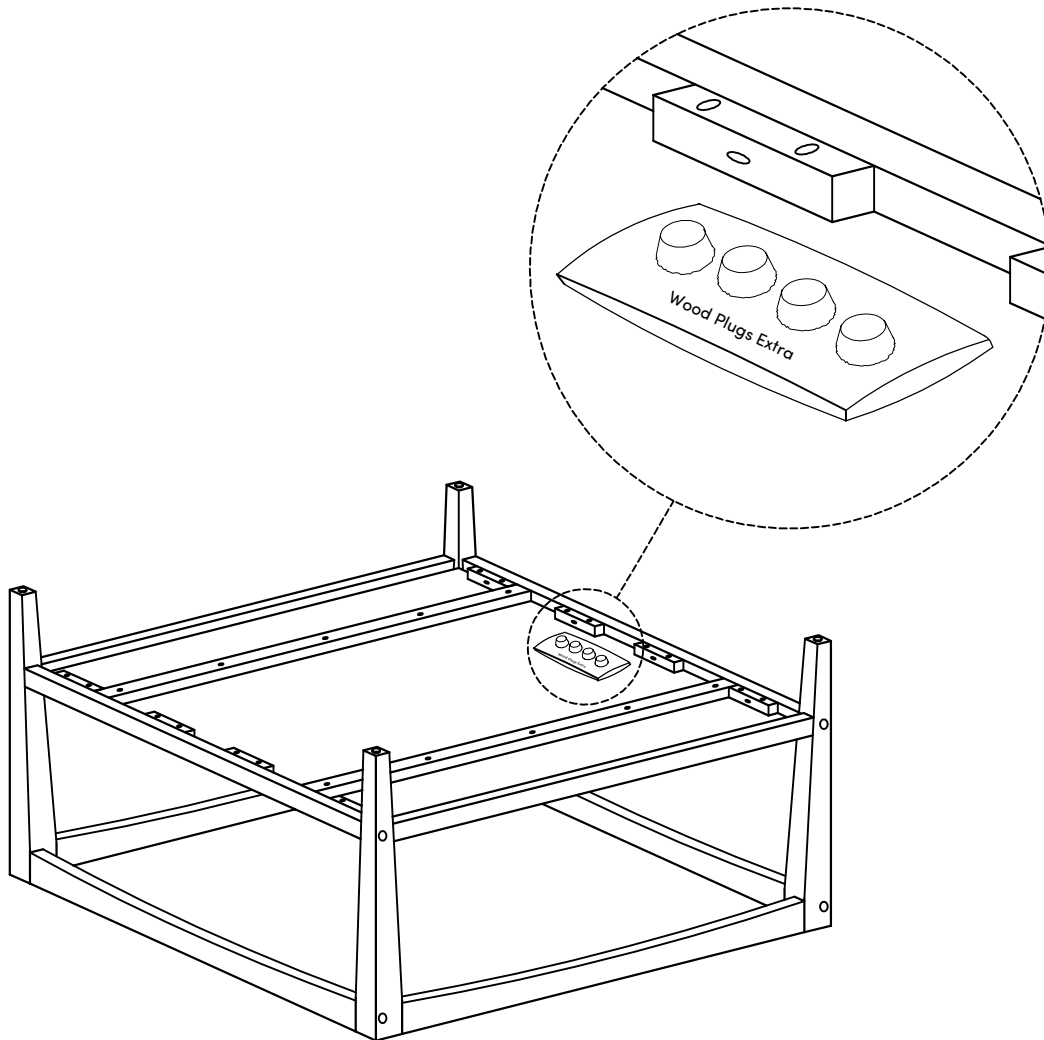
Place the Glass Bumper (5) on the frame with the corresponding distances as shown the figure below, then carefully place the Glass (D) into frame.



Step 5 Cont.

If you haven't already noticed, we have affixed 4 extra Wood Plugs to the underside of the bottom shelf for your convenience.

You did it! Time for that celebratory pizza?
We think yes.



No heartburn, when we handle the return

Give us a call **1-866-619-1004** or shoot us a message
at **help@nathanjames.com** we will issue you a free
replacement with **zero hassle**.

Our way



Give us a call



Replacement



You

Their way



Re-package item



Schedule pick up



Track package



Replacement



You

We really don't want you to go through the hassle of re-packaging your item
and sending it back, because let's be honest...nobody has time for that.

Safety first, fun later

We want your product to last as long as possible, so we recommend that you tighten the screws 2 weeks after assembly and for added safety check the tightness of all screws every 2 months.

For proper care and treatment, please check our website at **NathanJames.com/products**

Safe use of this product starts with you.

Use this product responsibly with the primary concern for your safety. Follow assembly instructions carefully and inspect product upon receipt and each use.

Nathan James and its parent companies cannot be held legally responsible for any injuries or death resulted from failure to follow instructions or improper use of this product.

Do not modify the structure of this product in any way.

Our products have been tested to meet specific safety measures as they were originally intended to be sold. Any modifications will present the risk of creating significant safety issues which NJ will not be responsible for.

Proper use

- | | |
|---------------|-----------------------------------|
| DO NOT | use for commercial purposes |
| DO NOT | climb on table |
| DO NOT | exceed weight limit |
| DO NOT | leave spilled liquid on table top |
| DO NOT | use if table is damaged or broken |
| DO NOT | make temporary repairs |
| DO NOT | use outdoors |

We are only in business if you're happy

For starters, thanks for being you.

☎ Toll-free at 1-866-619-1004


✉ Help@nathanjames.com

🌐 NathanJames.com/help

We do our best to ensure your furniture arrives without any problems, but occasionally mistakes happen—as humans we are imperfect beings. In the event that a part is damaged or missing, we will be more than happy to provide you with replacement part(s) for free.

Warranty

This product comes with a lifetime warranty from the date of purchase. Please use your phone to scan the QR code to register your product or visit <https://goo.gl/i9dk3q>



Did we do alright? Please spread the love!

If you are happy with your product, tell your friends and family about us or even better leave us a review online. Spreading the word gives us the opportunity to make more people happy and keep our prices low for your next purchase.

Brooklyn Burdon

Founder, Nathan James