

Assembly Instructions

Caution: You must read this before you proceed

Care & Maintenance



- Not for commercial use. For residential use only.



- Furniture may scratch floors. We recommend using furniture pads to protect your floors.



- Do not put hot items directly on furniture surface.



- Do not clean furniture with harsh cleansers or polish.



- Do not place furniture under direct sunlight.



- Do not place furniture near heating or cooling vents.



- Do not write on furniture without a padded barrier to protect the surface.



- Do not place furniture outside . For indoor use only.



- Stains may be removed with mild soap solution and damp cloth.



- Children should not climb or jump on the furniture.



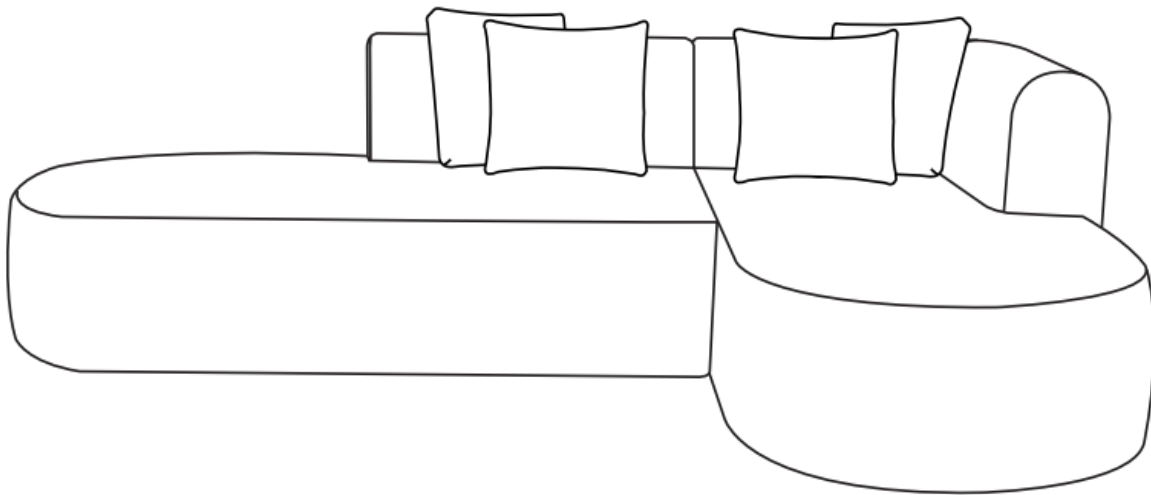
- Dust and pick-up spills using a clean, non-colored, lint-free cloth.

Please look in the magic tape pouch for hardware packs and legs.

Sets often ship in multiple boxes and may arrive a day or two apart.

ASSEMBLY INSTRUCTIONS

N760P251238/N760P251239



Return & Warranty policy:

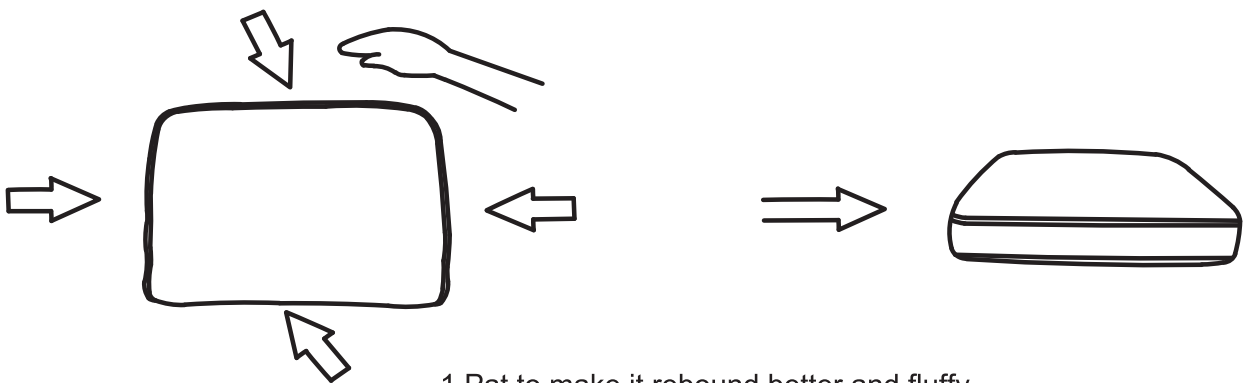
--We strive to offer the highest quality products, and we also try our best to satisfy each and every customer that orders from us with replacement parts/or service as needed.

--If the item is damaged or defective, please take photos as evidence for replacements and refunds.

--Please do not return to store, contact the seller if you have any trouble with this product.


TIPS:

1. The sectional sofa comes in 2 separate boxes, might be delivered at different times. Please wait several days patiently.
2. Due to differences of light effects, the actual color of the materials might be slightly different from the pictures.
3. No Assembly Required. This sofa can free of your stereotyped nightmare of furniture assembly.
4. Due to package compression for better shipment, the fabric may have wrinkles.
5. Please take all packages out and pat every part to make it rebound better and fluffy.
6. Please keep children away from the plastic bags.



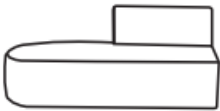



1. Pat to make it rebound better and fluffy.

2. Knead your cushion like giving your cushion a massage while allowing the air to flow through the foam.



It might takes up to 72 hours.

PART LIST:

NO	DESCRIPTION	SKETCH	QTY	<p>N760P251238: A x 1 C x 1 D x 1</p> <p>N760P251239: B x 1 C x 1 D x 1</p>
A	LEFT CHAISE		1PC	
B	RIGHT CHAISE		1PC	
C	BIG PILLOW		2PCS	
D	SMALL PILLOW		2PCS	

COMPLETE

