

# DREAMS

IDEA

Instruction Manual



DREAMS/DEA

NO.S-OT0007

# ABOUT US

*D*REAMSIDEA IS A ONE-STOP HOME

FURNISHING AND SERVICE COMPANY BASED IN USA.

WE ARE DEDICATED TO BRINGING YOUR DREAM HOME TO LIFE.

OUR SERVICES COVER FROM DESIGN, PRODUCTION,

DIRECT SELL, STORAGE, AND TRANSPORTATION.

IF REALITY IS THE NEAR SHORE

AND IDEALISM THE FAR SHORE,

*D*REAMSIDEA

AS THE FERRY BETWEEN THEM,

EAGER TO ACCOMPANY YOU ON A JOURNEY

TO YOUR IDEAL HOME.

ITEM NO.S-OT0007

# WARRANTY

We strive to offer high quality product and we also try our best to satisfy each customer that order from us, no matter on products or services as needed. Each customer receives a record of their order, such as the order number or item receipt. For any items that are out of warranty period, you may still be able to purchase the replacement parts from our company if they are available.

Are you having difficulty  
with assembly? Missing parts?

Please contact us : [info@firstopintl.com](mailto:info@firstopintl.com)

Tel: (562)-781-3327

send an email with your order No. to us

For return, please check the return policy with  
the retailer or platforms you bought from.

Appreciate your purchasing from us.

Pop up your life by our furniture !

# MAINTAINANCE AND WARNING

Please read the manual thoroughly  
before you start installing.

Please keep the product away from  
sharp object.

Packaging and small parts may have  
chocking hazard, please keep them away  
from children and pets.

Please clean the product according to each  
clean code, check the product description  
for more information.

Please keep the product away from  
fire.

If you have any other questions, please  
contact us, we will be glad to help you out.

If the product is placed under direct  
sunlight, the pattern or color might fade  
away overtime.

Check the product periodically to make  
sure everything is secured and tightened.

Always use proper tools for installation.

Do not jump on the product.





# PRDOUCT DESCRIPTION

Its small size makes it perfect for smaller spaces, without sacrificing style.

The minimalist triangular shape and solid color add a cute, modern touch to any room.

Filled with sponge and synthetic fibers, it provides a soft yet supportive footrest or seat.

The chenille material with cotton is smooth, easy to clean, and resistant to dirt.

With a sturdy wooden frame and strong plastic legs, it's built for durability and long term use.

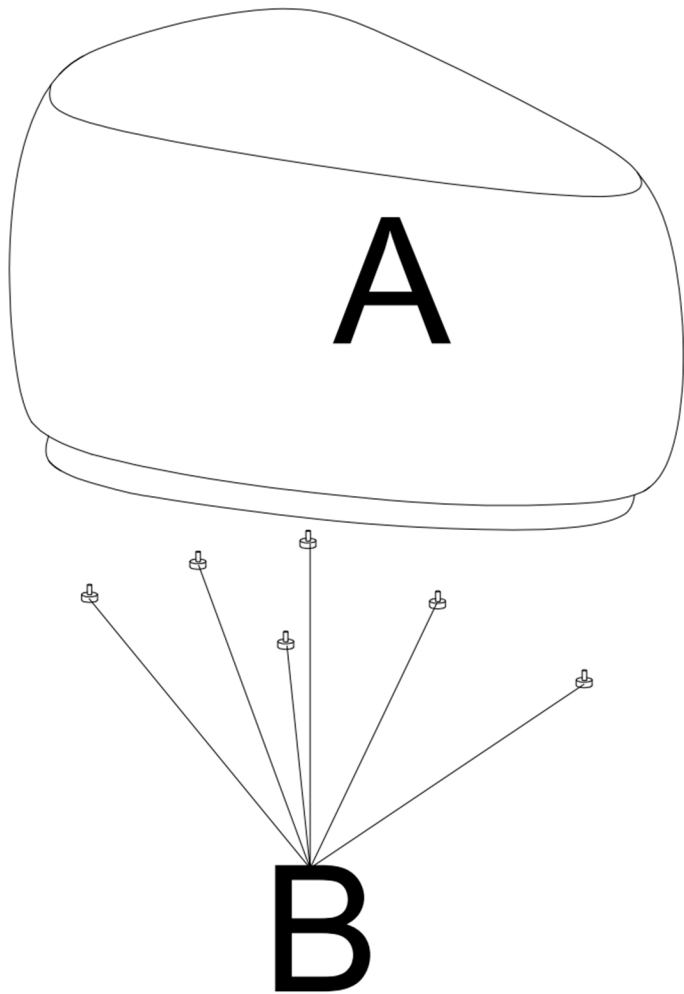
Dream



House




# EXPLODED VIEW



# PARTS

A\*1



Ottoman Cushion

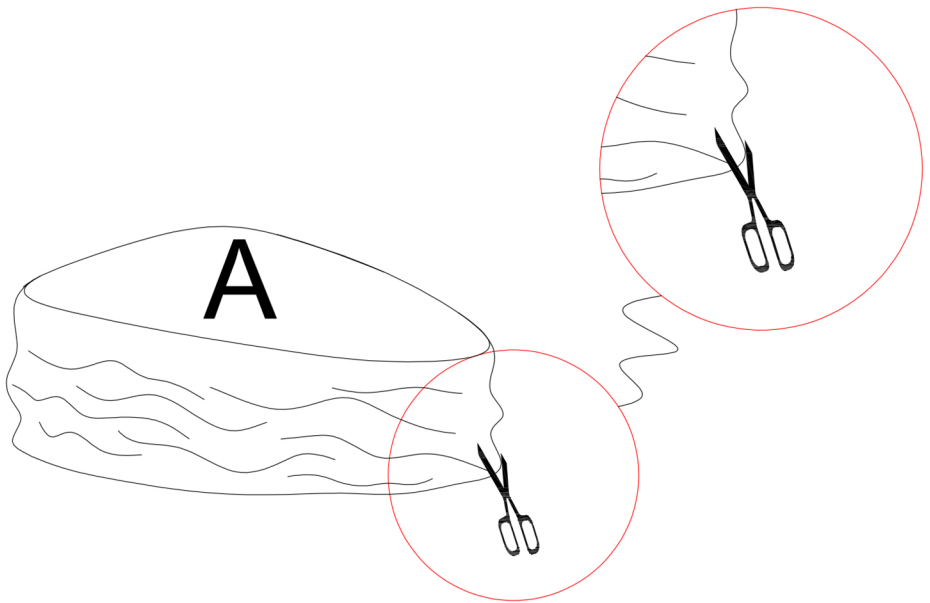
B\*6



Legs

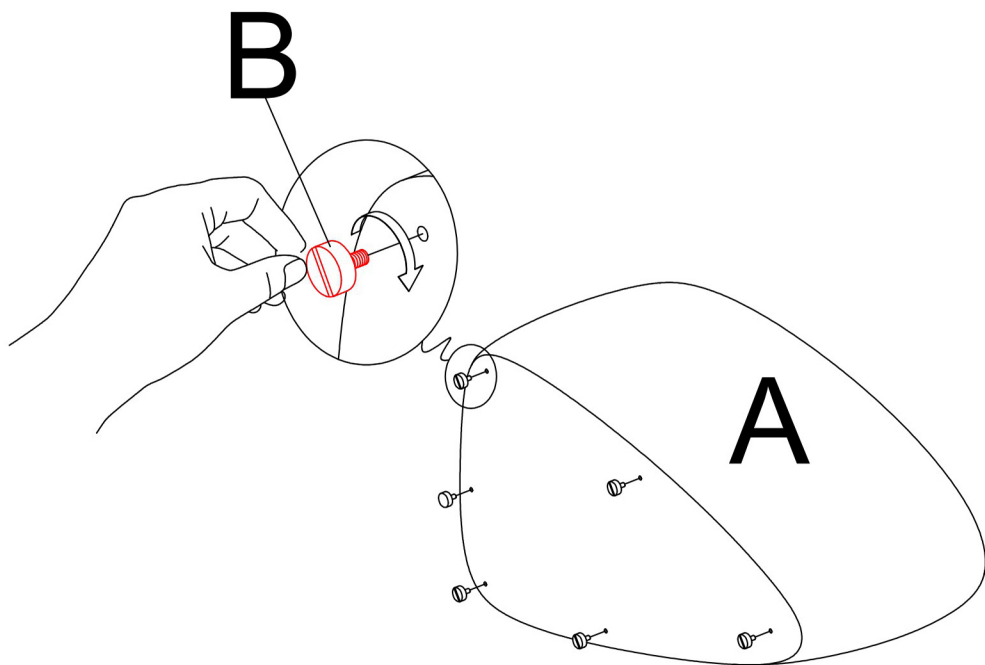
# step 1

Take the ottoman out of the air compression bag (A) and let it recover, it might take up to 72 hours to be fully recovered, you may gently slap on it to speed up the process.



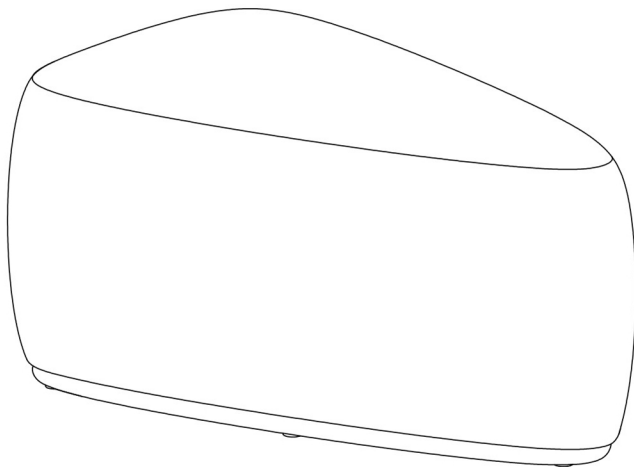
# step 2

Twist the legs (B) onto the bottom of the ottoman as shown, make sure every single one of the legs are fully installed.



# step 3

The assembly is complete! Thank you again for choosing our product! Please enjoy!

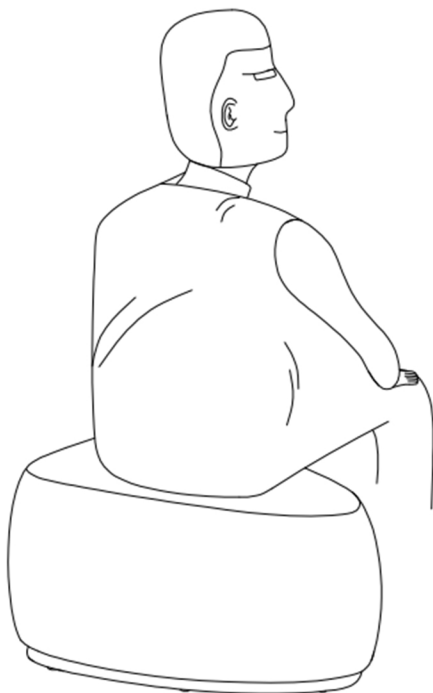


# step 4

Please use the product after 72 hours, wait until the cushion is fully recovered.



72 hours later





ASSEMBLY INSTRUCTIONS

Tel.(562)-781-3327

Please contact us:info@firstopintl.com

<https://www.dreamsidea.com>