


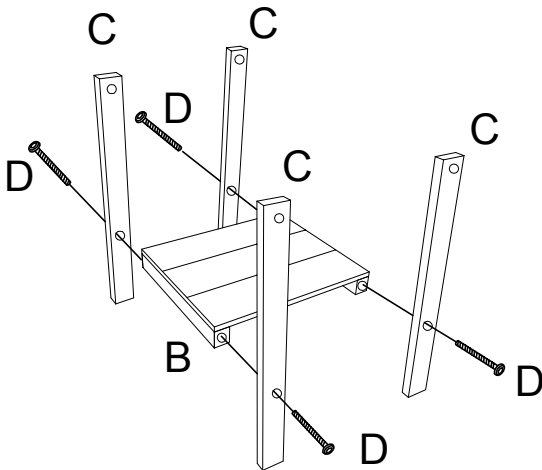
polywood side table Assembly Instructions



A (1pc)	B (1pc)
C (4pcs)	D (8pcs)
TOOLS & MATERIALS NEEDED	
F (4pcs)	

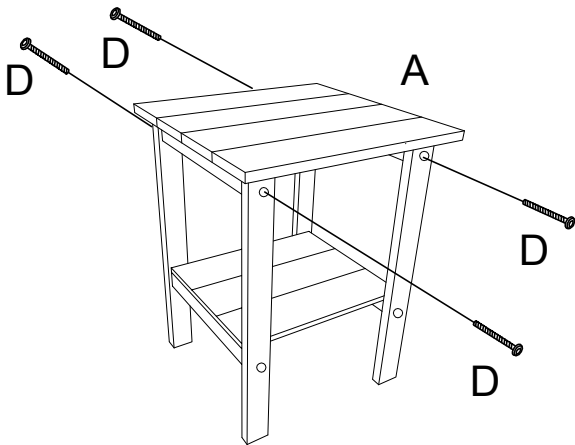
Note: Do not tighten all screws until last step

1



B=1PC
C=4PCS
D=4PCS

3



A=1PC
D=4PCS