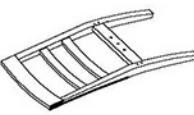

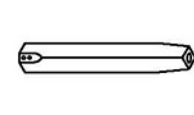

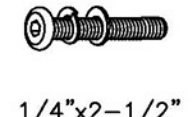
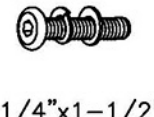

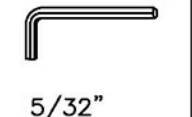
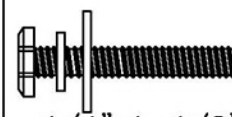



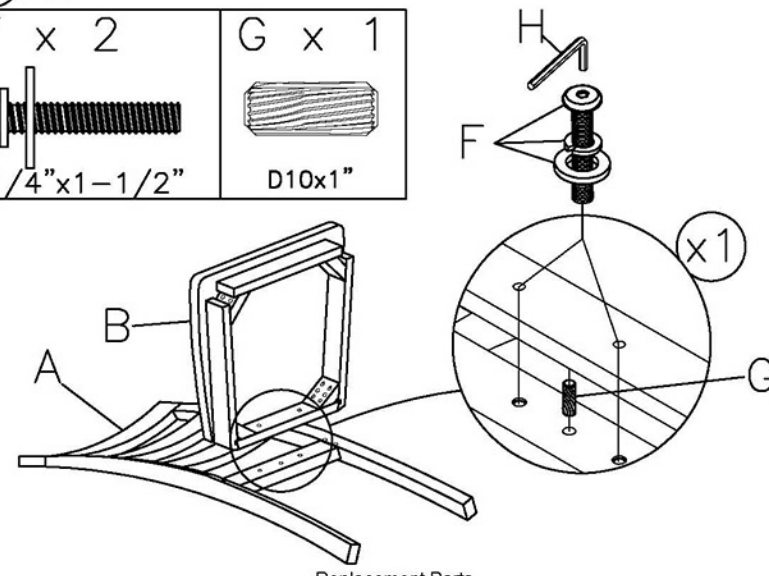
CHAIR x 2

A x 1 	B x 1 	C x 2 	D x 4  1/4"x3"
E x 4  1/4"x2-1/2"	F x 2  1/4"x1-1/2"	G x 1  D10x1"	H x 1  5/32"

Not Included
No Se Adjunto
Non Inclus


① x2

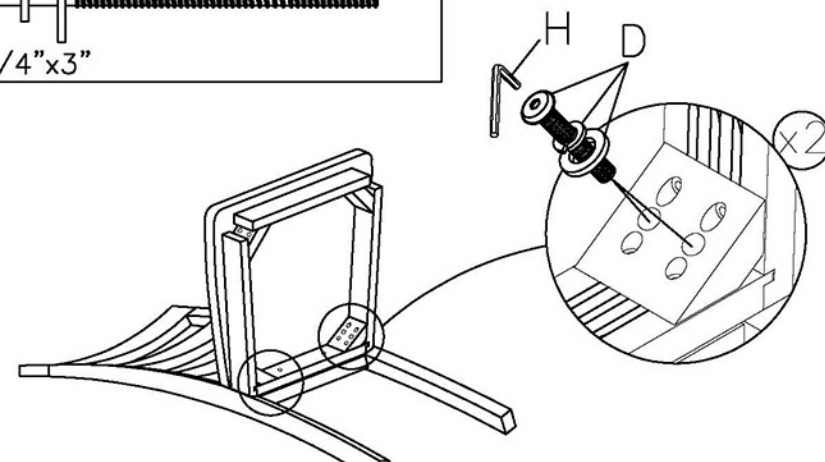
F x 2  1/4"x1-1/2"	G x 1  D10x1"
--	--




Replacement Parts

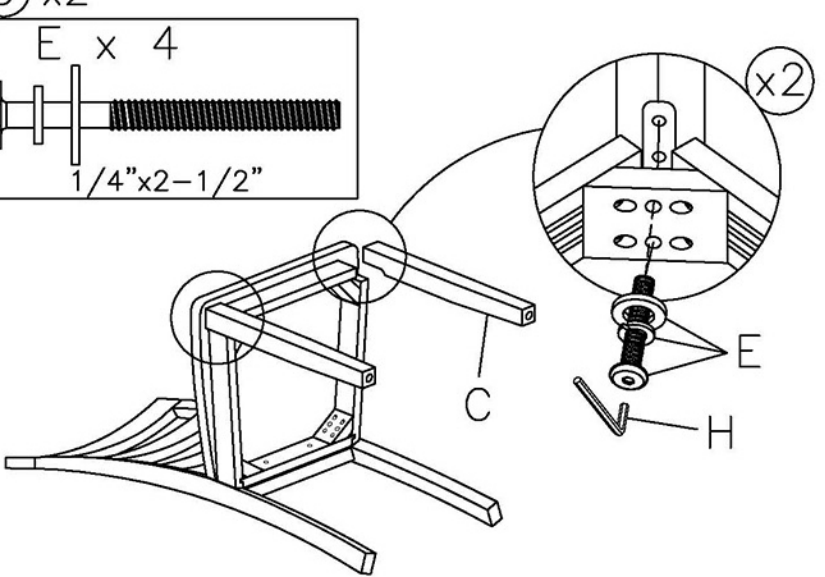
② x2

D x 4

1/4"x3"



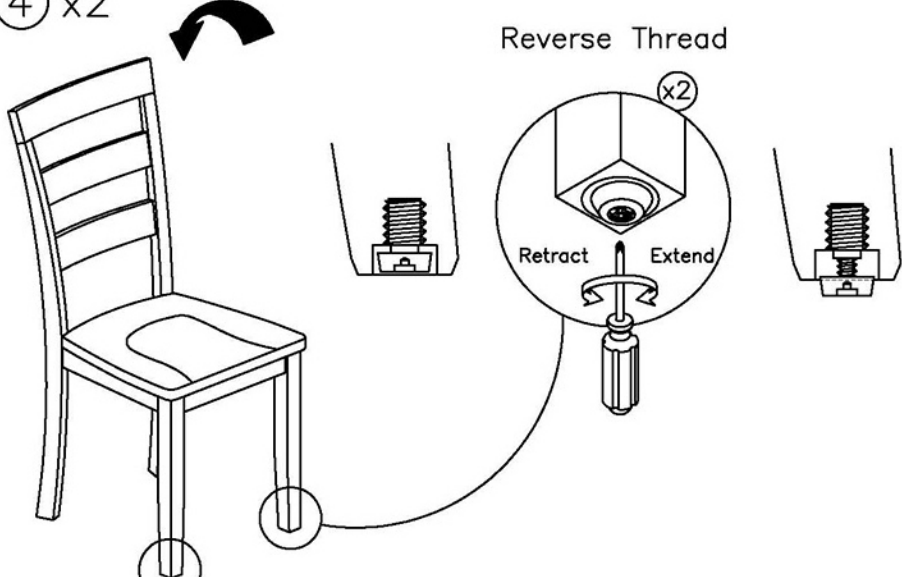
③ x2

E x 4

1/4"x2-1/2"



④ x2

Reverse Thread



Retract Extend

NOTE: Only use a hand tool screwdriver to adjust the leveler.
Turn the leveler in a clockwise direction to extend.
Turn the leveler in a counterclockwise direction to retract.

NOTE: Level the chair and tighten all bolts with the allen wrench.