

DREAMS

IDEA

Instruction Manual



DREAMS/DEA

NO.OT0006

ABOUT US

*D*REAMSIDEA IS A ONE-STOP HOME

FURNISHING AND SERVICE COMPANY BASED IN USA.

WE ARE DEDICATED TO BRINGING YOUR DREAM HOME TO LIFE.

OUR SERVICES COVER FROM DESIGN, PRODUCTION,

DIRECT SELL, STORAGE, AND TRANSPORTATION.

IF REALITY IS THE NEAR SHORE

AND IDEALISM THE FAR SHORE,

*D*REAMSIDEA

AS THE FERRY BETWEEN THEM,

EAGER TO ACCOMPANY YOU ON A JOURNEY

TO YOUR IDEAL HOME.

ITEM NO.OT0006

WARRANTY

We strive to offer high quality product and we also try our best to satisfy each customer that order from us, no matter on products or services as needed. Each customer receives a record of their order, such as the order number or item receipt. For any items that are out of warranty period, you may still be able to purchase the replacement parts from our company if they are available.

Are you having difficulty
with assembly? Missing parts?

Please contact us : info@firstopintl.com

Tel: (562)-781-3327

send an email with your order No. to us

For return, please check the return policy with
the retailer or platforms you bought from.

Appreciate your purchasing from us.

Pop up your life by our furniture !

MAINTAINANCE AND WARNING

Please read the manual thoroughly
before you start installing.

Please keep the product away from
sharp object.

Packaging and small parts may have
chocking hazard, please keep them away
from children and pets.

Please clean the product according to each
clean code, check the product description
for more information.

Please keep the product away from
fire.

If you have any other questions, please
contact us, we will be glad to help you out.

If the product is placed under direct
sunlight, the pattern or color might fade
away overtime.

Check the product periodically to make
sure everything is secured and tightened.

Always use proper tools for installation.

Do not jump on the product.



PRDOUCT DESCRIPTION

Bright colored ottoman fits effortlessly into a variety of decor style.

The sturdy plastic legs provide excellent support, capable of holding up to 320 lbs.

The solid wood framed base is wrapped in soft padding for a comfortable seating experience, fully stuffed with sponge foam and synthetic fiber, and the cover is made from high quality velvet fabric.

The round wooden top functions as a small coffee stand and opens for a easy storage access.

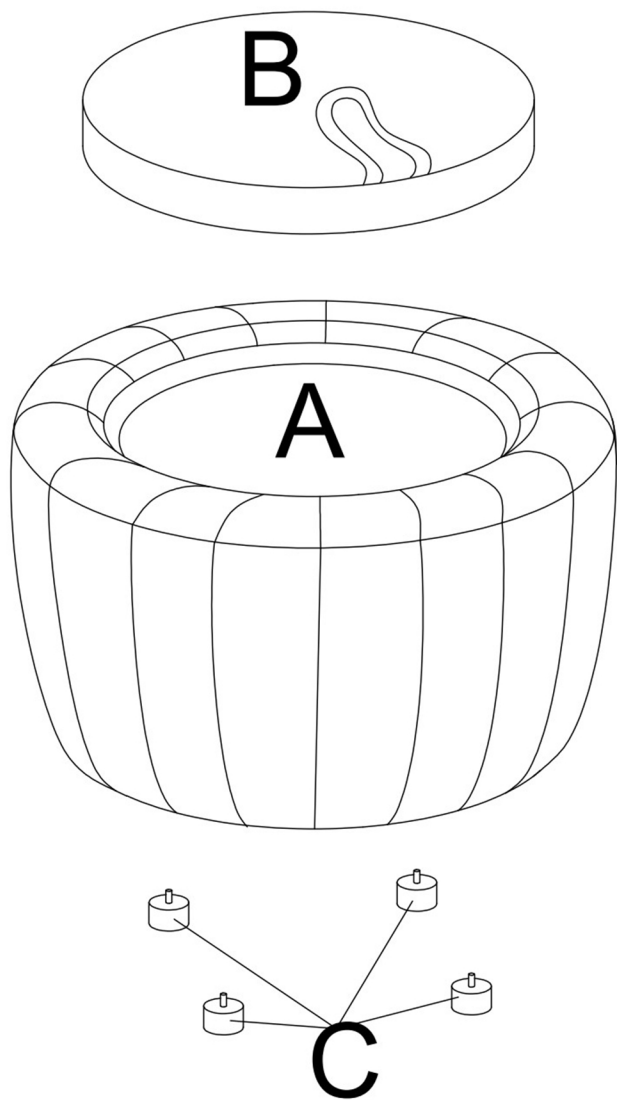
Combining style, comfort, and storage, it's perfect for enhancing any living room or bedroom.

Dream



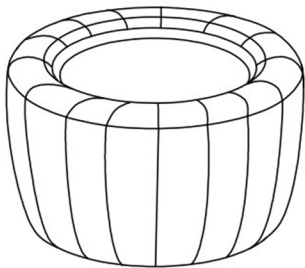
House

EXPLODED VIEW



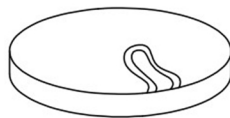
PARTS

A*1



Seat frame

B*1



Cover board

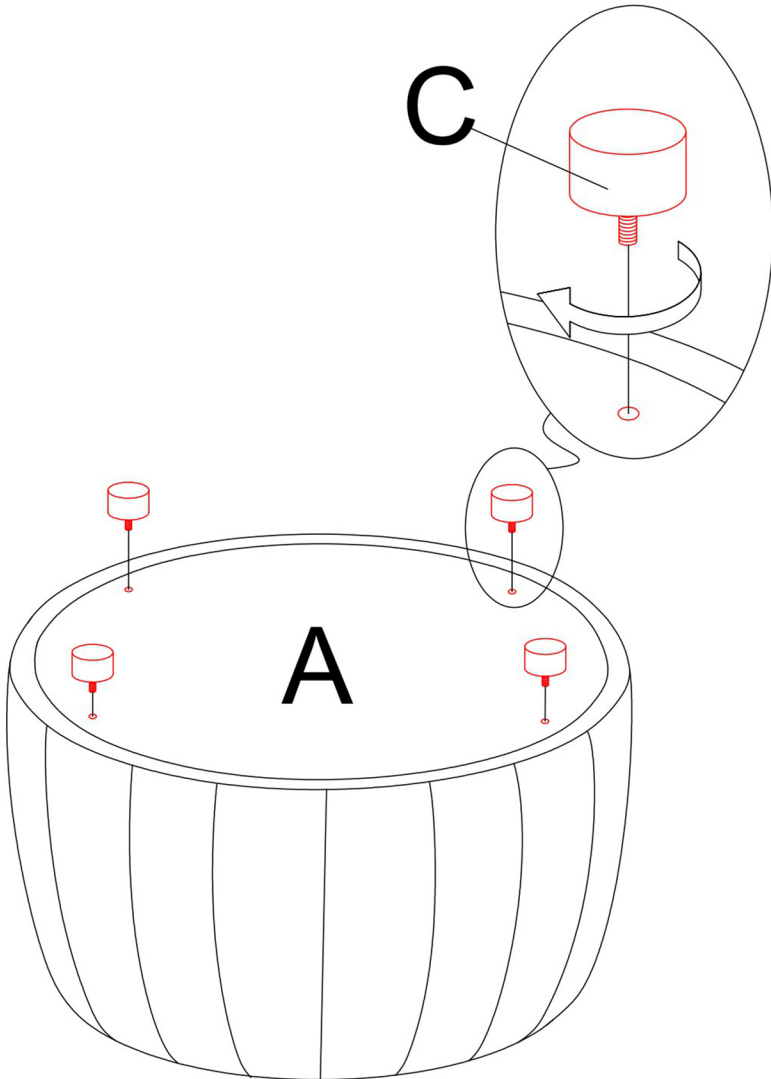
C*4



Legs

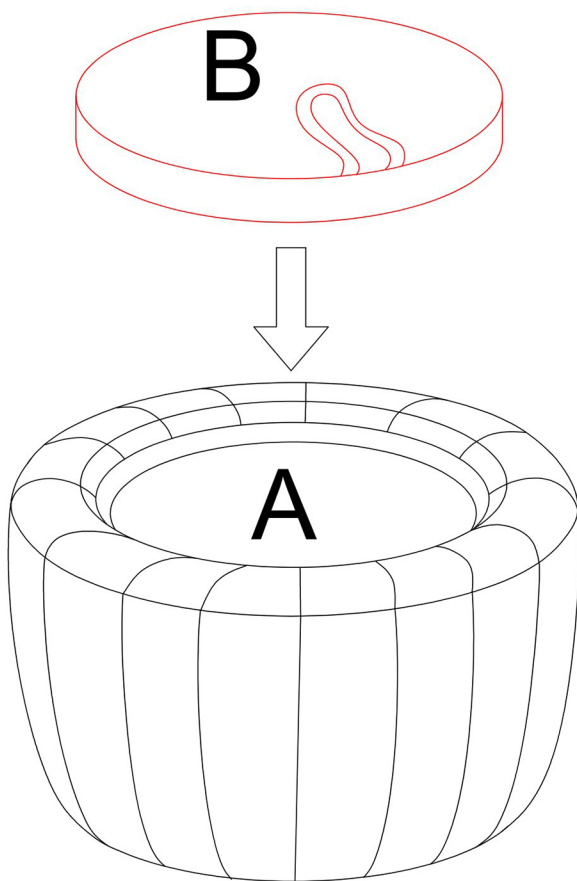
step 1

Twist all four legs (C) into the hole on the bottom of the ottoman seat frame (A) as shown, make sure they are fully tightened.



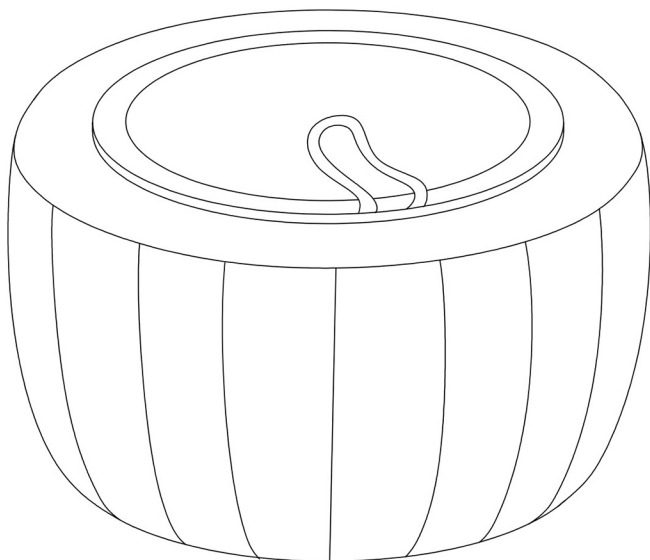
step 2

Place the cover board (B) onto the seat frame (A) as shown. The cover board is two sideded, one side of cushion, and the other side is board, both of them can be used determine on situation.



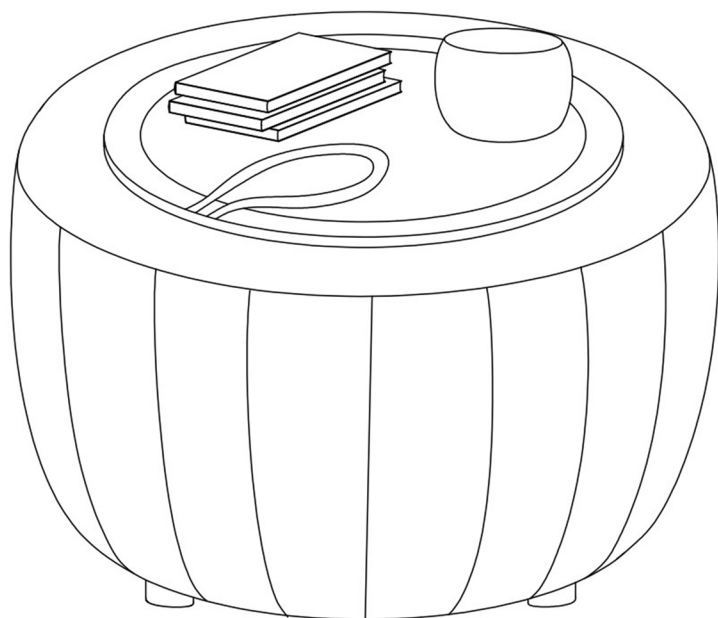
step 3

The assembly is complete!thank you again for choosing our product !please enjoy!



step 4

You may use the board side as a mini coffee stand, or place some small items on it.





ASSEMBLY INSTRUCTIONS

Tel.(562)-781-3327

Please contact us:info@firstopintl.com

<https://www.dreamsidea.com>