

# DREAMS

IDEA

Instruction Manual



DREAMS/DEA

NO:CH0028

# ABOUT US

*D*REAMSIDEA IS A ONE-STOP HOME

FURNISHING AND SERVICE COMPANY BASED IN USA.

WE ARE DEDICATED TO BRINGING YOUR DREAM HOME TO LIFE.

OUR SERVICES COVER FROM DESIGN, PRODUCTION,

DIRECT SELL, STORAGE, AND TRANSPORTATION.

IF REALITY IS THE NEAR SHORE

AND IDEALISM THE FAR SHORE,

*D*REAMSIDEA

AS THE FERRY BETWEEN THEM,

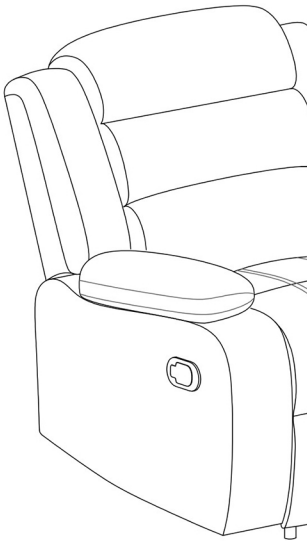
EAGER TO ACCOMPANY YOU ON A JOURNEY

TO YOUR IDEAL HOME.

ITEM NO.CH0028

# WARRANTY

We strive to offer high quality product and we also try our best to satisfy each customer that order from us, no matter on products or services as needed. Each customer receives a record of their order, such as the order number or item receipt. For any items that are out of warranty period, you may still be able to purchase the replacement parts from our company if they are available.



Are you having difficulty  
with assembly? Missing parts?

Please contact us : [info@firstopintl.com](mailto:info@firstopintl.com)

Tel:(562)-781-3327

send an email with your order No. to us

For return, please check the return policy with  
the retailer or platforms you bought from.

Appreciate your purchasing from us.

Pop up your life by our furniture !

# MAINTAINANCE AND WARNING

Please read the manual thoroughly  
before you start installing.

Please keep the product away from  
sharp object.

Packaging and small parts may have  
chocking hazard, please keep them away  
from children and pets.

Please clean the product according to each  
clean code, check the product description  
for more information.

Please keep the product away  
from fire.

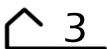
If you have any other questions, please  
contact us, we will be glad to help you out.

If the product is placed under direct  
sunlight, the pattern or color might fade  
away overtime.

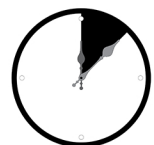
Check the product periodically to make  
sure everything is secured and tightened.

Always use proper tools for installation.

Do not jump on the product.



Two people



Around 35 min



# PRODUCT DESCRIPTION

Comfortable Fabric: Soft yet durable thick corduroy fabric that holds up to everyday use.

Sturdy Build: Solid frame made from a combination of wood and metal for lasting durability. Weight capacity is up to 400 lbs.

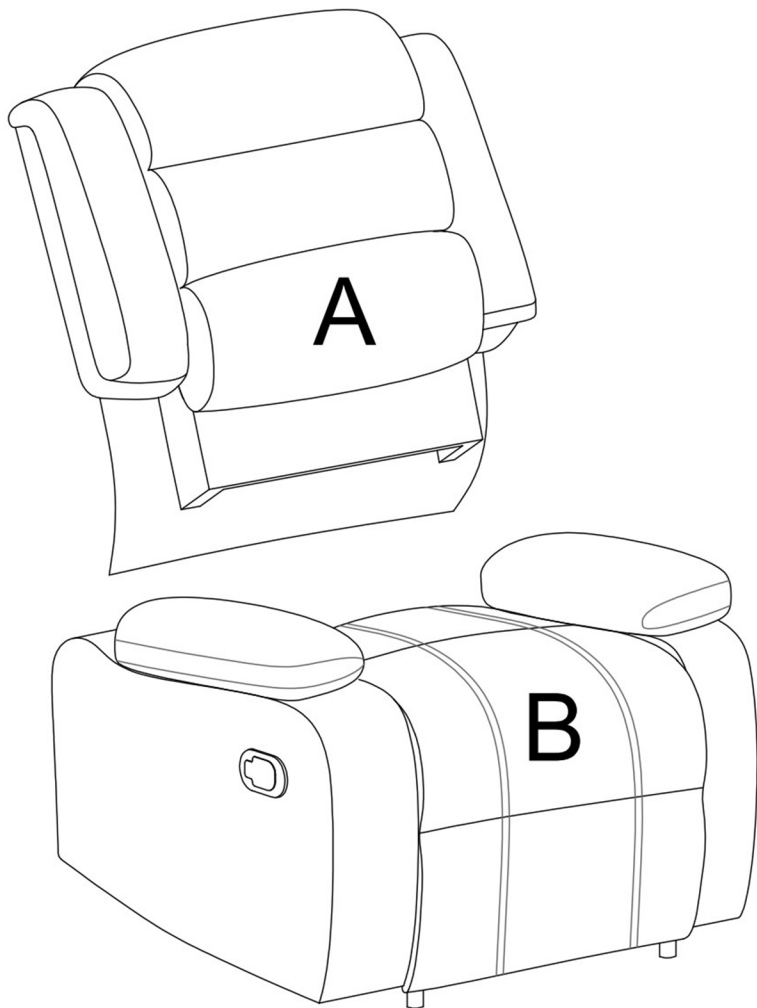
Cushioned Armrests: Padded armrests offer extra support and comfort for your arms and shoulders.

Adjustable Backrest: Backrest can be adjusted for optimal lumbar support, enhancing comfort.

Relaxing Footrest: Adjustable footrest allows you to kick back and fully relax, perfect for unwinding.

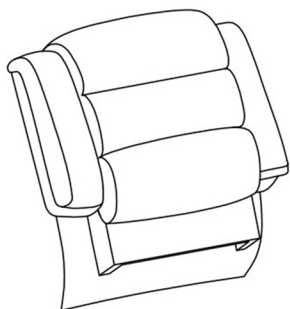


# EXPLODED VIEW



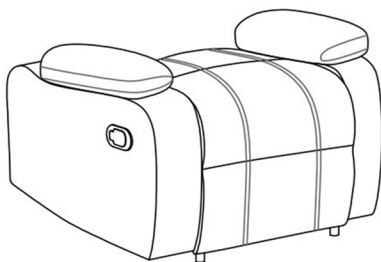
# PARTS

A\*1



Backrest

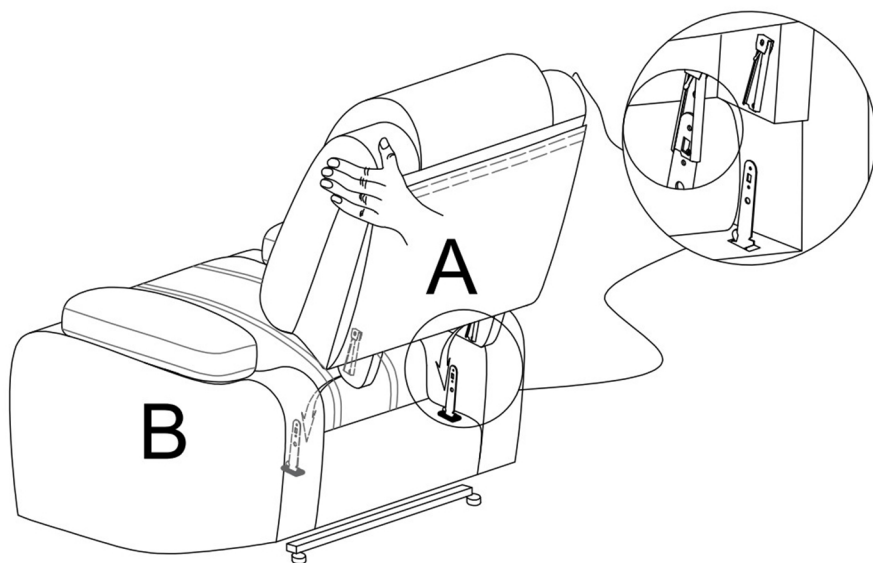
B\*1



Seat frame

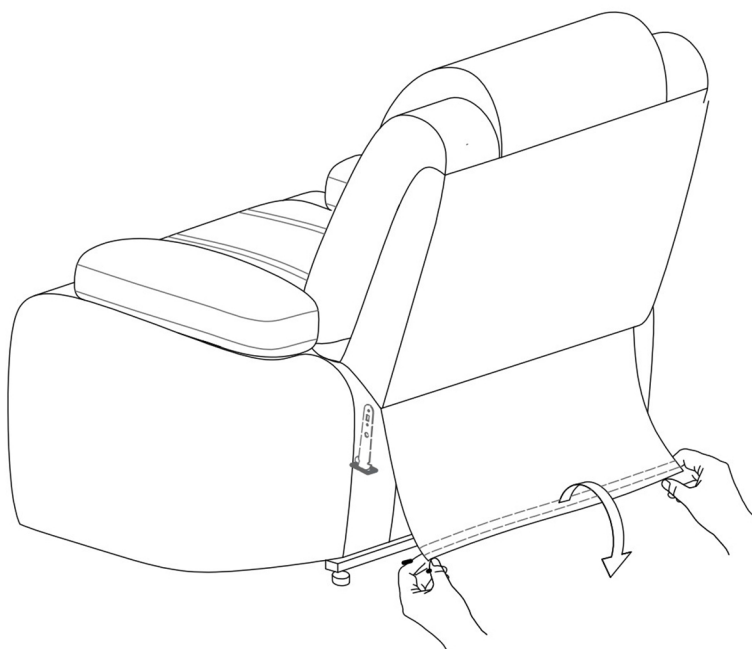
# step 1

Install the backrest (A) onto the seat frame (B) by inserting the connectors on the seat frame into the slots on back as shown, make sure both connectors are correctly aligned before fully push down.



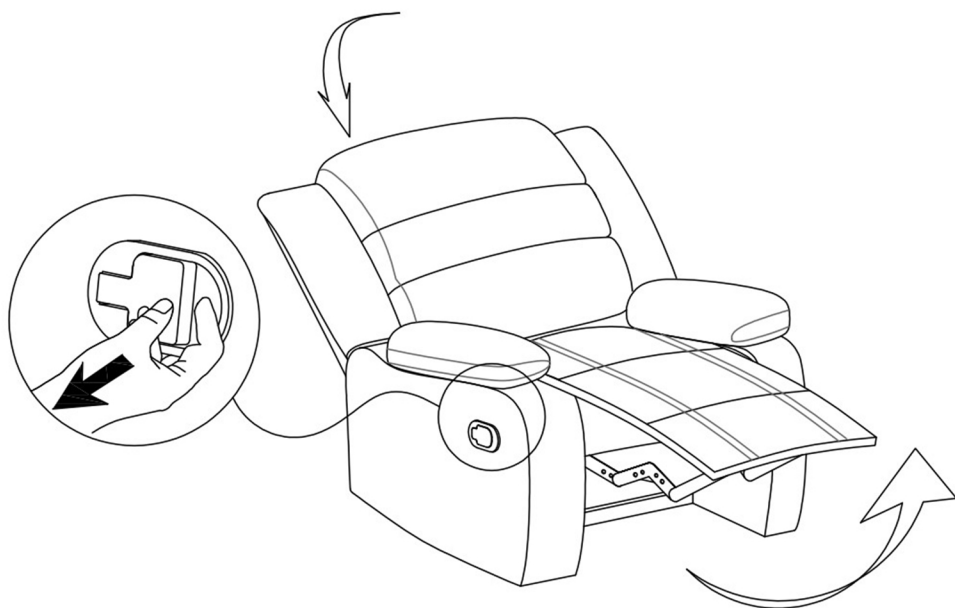
# step 2

After back and seat frame is connected, cover the back of the backrest as shown, use the Velcro tape to stick on the cover.



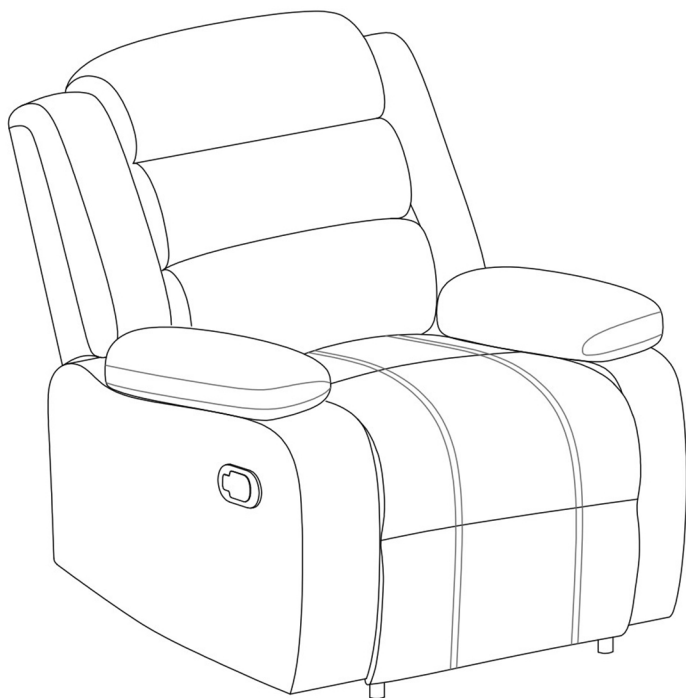
# step 3

The chair has full recline function, just pull the handle on the side of the armrest, you can fully lie down on it. The backrest and footrest are adjustable.



# step 4

Congradulations! The installation is complete! Thank you again for choosing our product! Please enjoy!





ASSEMBLY INSTRUCTIONS

Tel.(562)-781-3327

Please contact us:info@firstopintl.com

<https://www.dreamsidea.com>