

DREAMS

IDEA

Instruction Manual



DREAMS/DEA

NO:CH0028

ABOUT US

*D*REAMSIDEA IS A ONE-STOP HOME

FURNISHING AND SERVICE COMPANY BASED IN USA.

WE ARE DEDICATED TO BRINGING YOUR DREAM HOME TO LIFE.

OUR SERVICES COVER FROM DESIGN, PRODUCTION,

DIRECT SELL, STORAGE, AND TRANSPORTATION.

IF REALITY IS THE NEAR SHORE

AND IDEALISM THE FAR SHORE,

*D*REAMSIDEA

AS THE FERRY BETWEEN THEM,

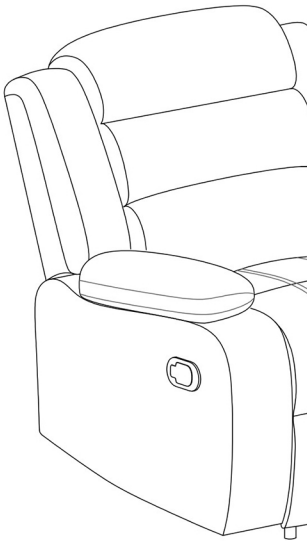
EAGER TO ACCOMPANY YOU ON A JOURNEY

TO YOUR IDEAL HOME.

ITEM NO.CH0028

WARRANTY

We strive to offer high quality product and we also try our best to satisfy each customer that order from us, no matter on products or services as needed. Each customer receives a record of their order, such as the order number or item receipt. For any items that are out of warranty period, you may still be able to purchase the replacement parts from our company if they are available.



Are you having difficulty
with assembly? Missing parts?

Please contact us : info@firstopintl.com

Tel:(562)-781-3327

send an email with your order No. to us

For return, please check the return policy with
the retailer or platforms you bought from.

Appreciate your purchasing from us.

Pop up your life by our furniture !

MAINTAINANCE AND WARNING

Please read the manual thoroughly
before you start installing.

Please keep the product away from
sharp object.

Packaging and small parts may have
chocking hazard, please keep them away
from children and pets.

Please clean the product according to each
clean code, check the product description
for more information.

Please keep the product away
from fire.

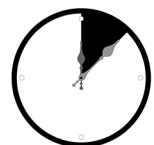
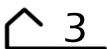
If you have any other questions, please
contact us, we will be glad to help you out.

If the product is placed under direct
sunlight, the pattern or color might fade
away overtime.

Check the product periodically to make
sure everything is secured and tightened.

Always use proper tools for installation.

Do not jump on the product.



Around 35 min

PRODUCT DESCRIPTION

What can you get: 2 recliners and only take you 2 steps to finish the installation.

Upholstered with a quality soft touch polyester for a luxurious feel.

Manual reclining mechanism allows you to easily adjust to your preferred position.

Easy to operate and adjust, this can fully recline to an impressive 63 inches, offering a wide range of relaxing positions.

For the footrest, you have to apply a little bit of strength to pull up and pull down the footrest.

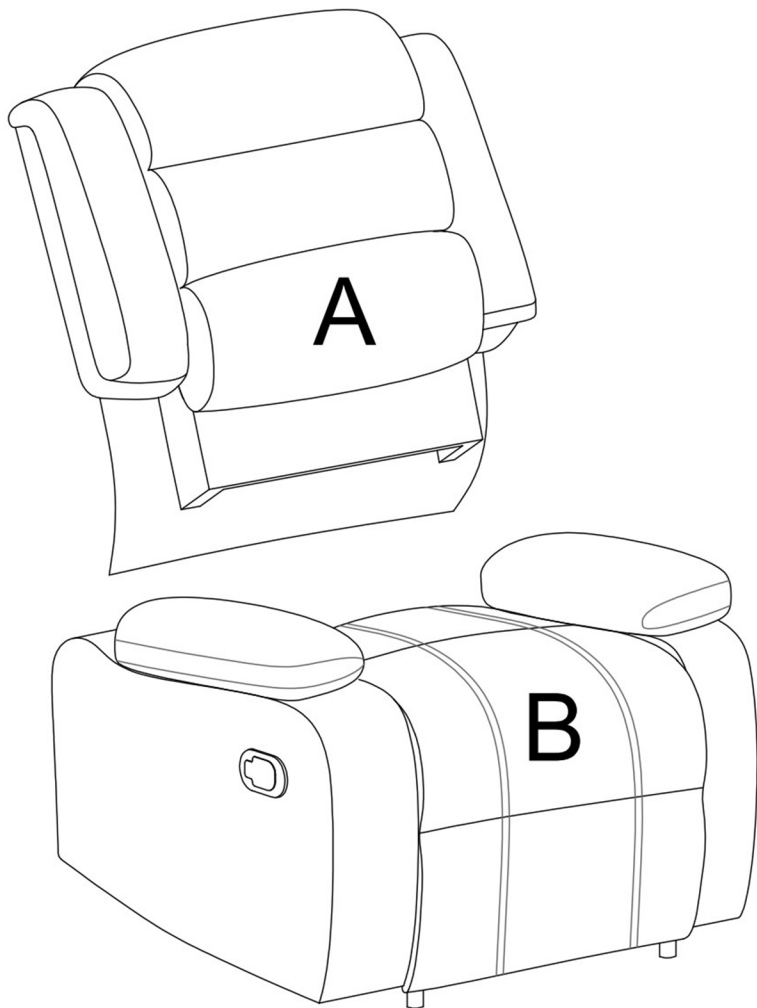
Dream



House

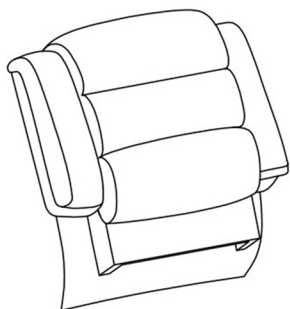


EXPLODED VIEW



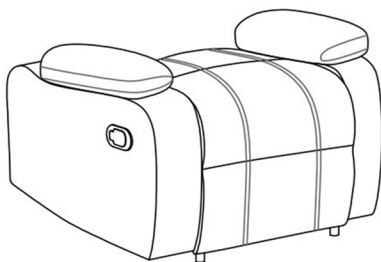
PARTS

A*1



Backrest

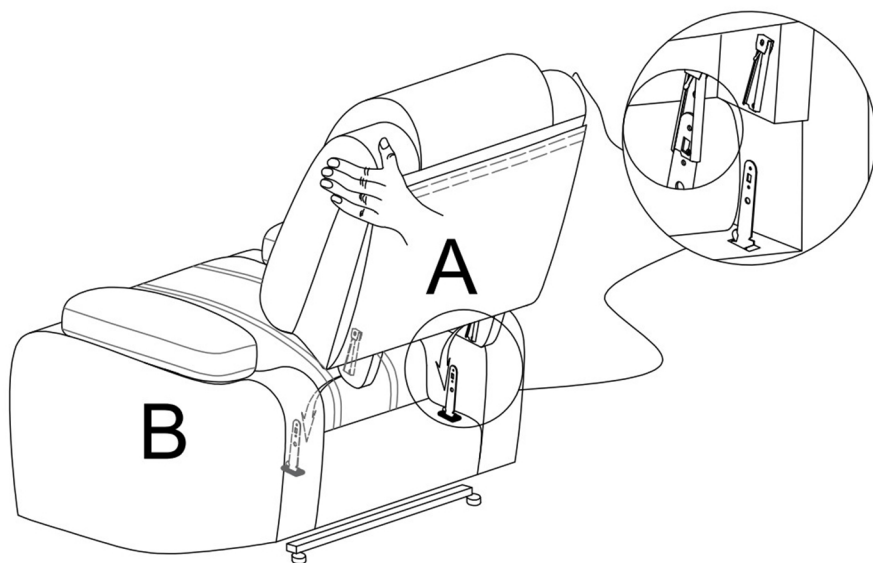
B*1



Seat frame

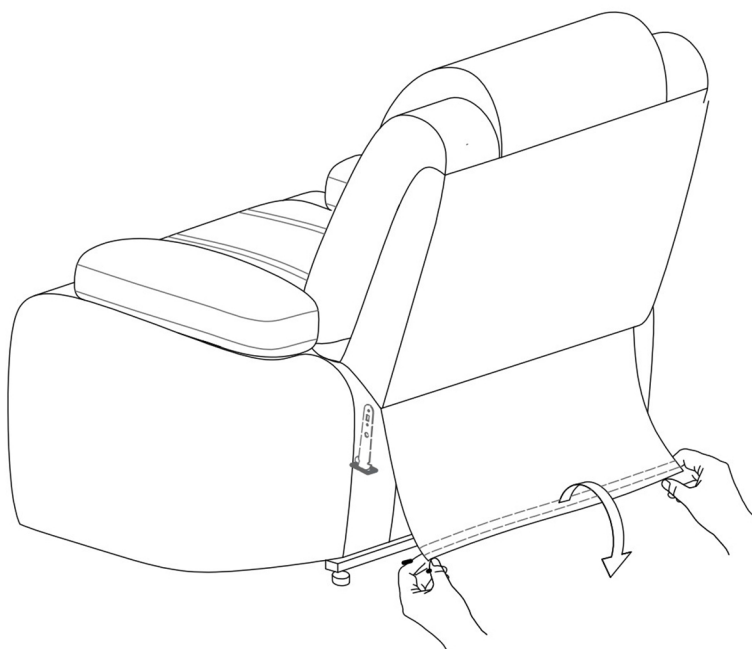
step 1

Install the backrest (A) onto the seat frame (B) by inserting the connectors on the seat frame into the slots on back as shown, make sure both connectors are correctly aligned before fully push down.



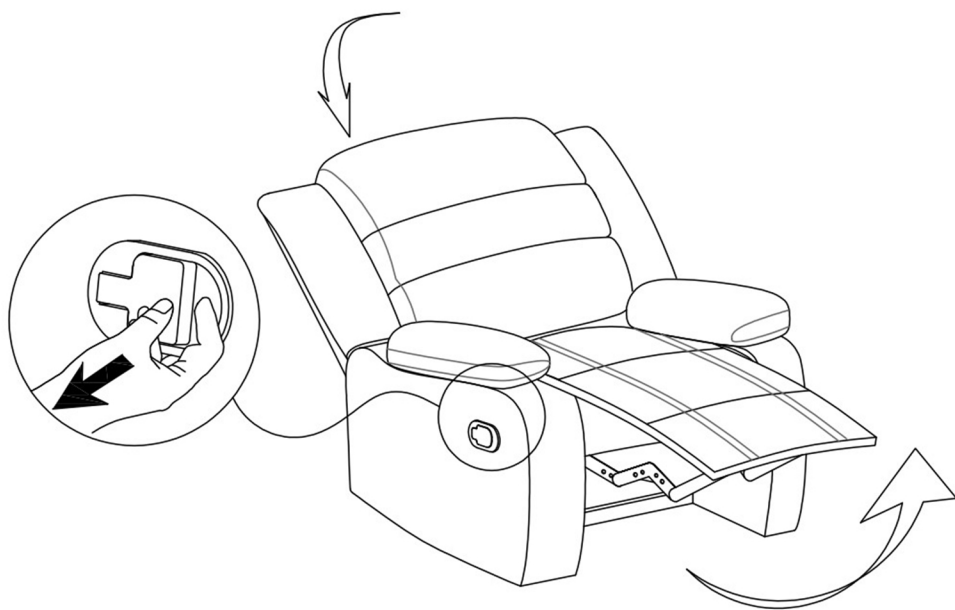
step 2

After back and seat frame is connected, cover the back of the backrest as shown, use the Velcro tape to stick on the cover.



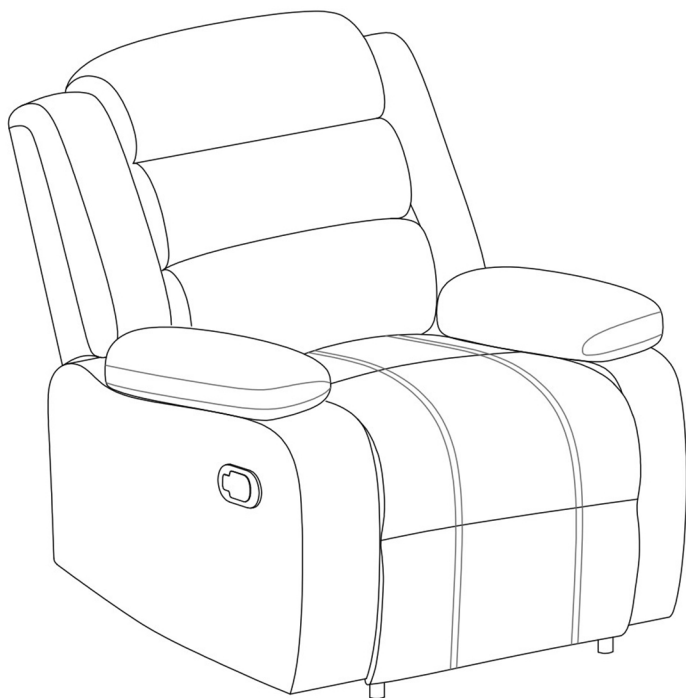
step 3

The chair has full recline function, just pull the handle on the side of the armrest, you can fully lie down on it. The backrest and footrest are adjustable.



step 4

Congradulations! The installation is complete! Thank you again for choosing our product! Please enjoy!





ASSEMBLY INSTRUCTIONS

Tel.(562)-781-3327

Please contact us:info@firstopintl.com

<https://www.dreamsidea.com>