

ASSEMBLY INSTRUCTION

Step 1

A






B



Step 2



The lights (C) were strung round the tree.

HARDWARE LIST		
CODE	PARTS	QTY.
A		1PC
B		1PC
C		1PC