


ASSEMBLY INSTRUCTIONS



TOOLS REQUIRED



Screwdriver
(Not included)



Allen Wrench



2 - People

ASSEMBLY RATING



EASY —————> DIFFICULT

The Assembly Rating is a 5-point system showing the level of effort needed to assemble a specific product.



CHECK BEFORE STARTING

☐

Are you missing anything?

Double-check all parts, hardware and accessories listed are all accounted for.

☐

Check out our Quick Tips!

We recommend reviewing the pre-assembly handouts. Even experts need a refresher now and then!

☐

Should we send any replacements?

Are there any irregularities or flaws in the parts? We can send replacements!

☐

Prep Time!

Please review the assembly instructions and all diagrams prior to assembling.

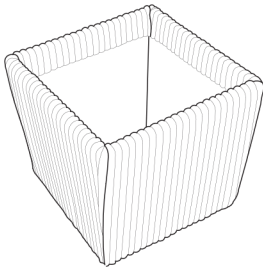
STORAGE OTTOMAN



- Please keep instructions for future reference.
- Check the quantity and irregularity of parts and hardware before you start.

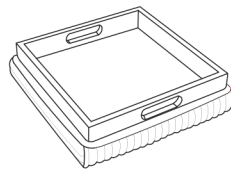
PARTS

1



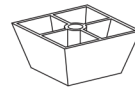
SEAT
1 pc.

2



TRAY
1 pc.

3



LEG
4 pcs.

HARDWARE

A



BOLT
4 pcs.

B



FLAT WASHER
4 pcs.

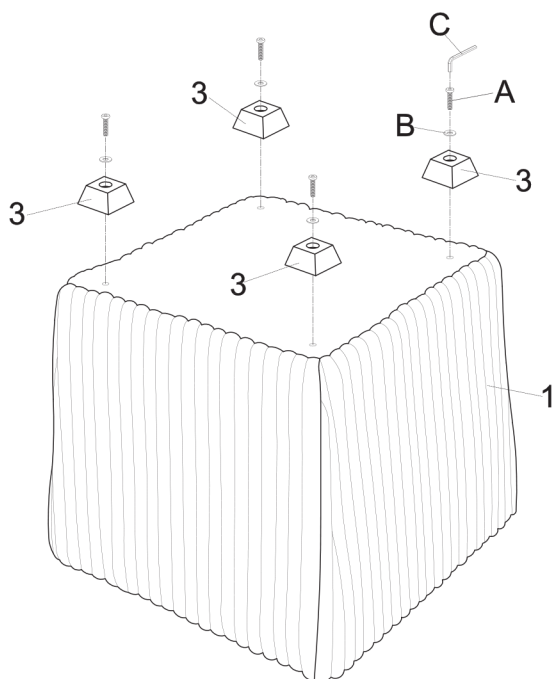
C



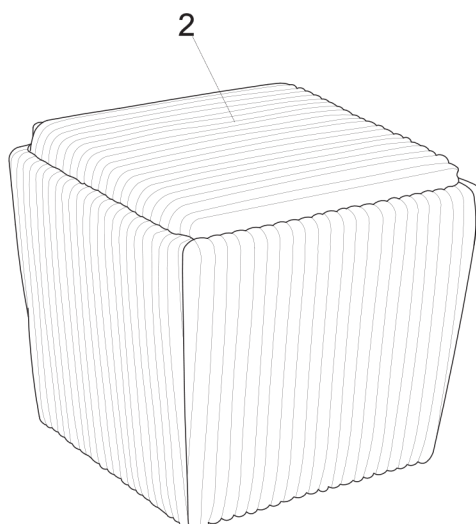
ALLEN KEY
1 pc.

ASSEMBLY INSTRUCTIONS

1



2



ASSEMBLY COMPLETED



Please ensure the furniture rests on an even and flat surface. If the product wobbles or feels loose, double-check all bolts and/or screws are properly tightened and secured.



Keep this handy!

Please retain this instruction manual and any order-related information for future reference.



Lift, don't drag!

To avoid damage to product please always LIFT the product when transporting or adjusting the placement.

This product is intended for RESIDENTIAL USE ONLY and not for commercial use.