






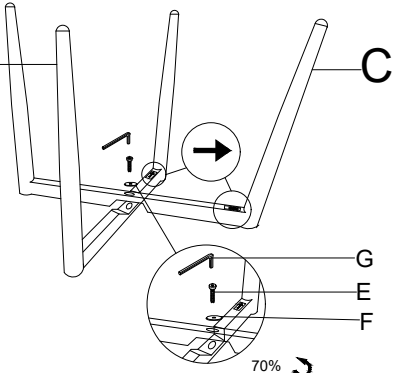
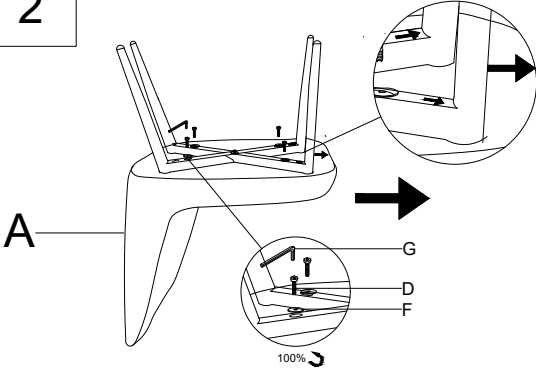



ASSEMBLY INSTRUCTION

A x 1	B x 1	C x 1	D x 4	E x 1
			 M6*50	 M6*30
F x 5	G x 1	Please follow the arrows to assemble the product		
 M6*16*2				
1 		2 		
3 		4 