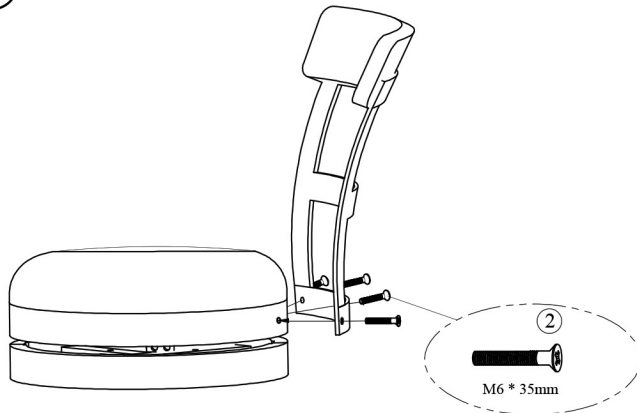





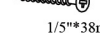
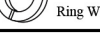

Assembly Instruction

NOTE: Do not tighten bolts until all the part has been attached

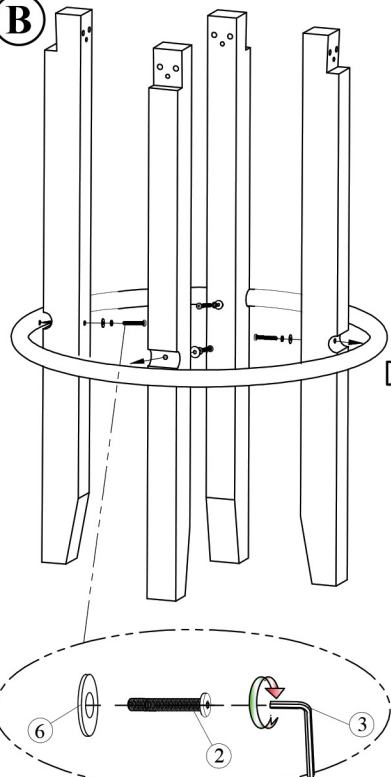
A



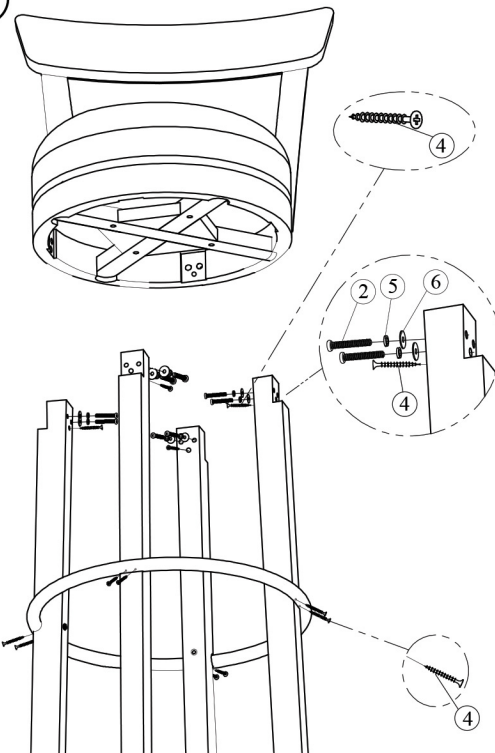
Hardware List

	Description	QTY
①	 M6 * 35mm	4 Pcs
②	 M6 * 40mm	12 Pcs
③	 4.0*65mm	1 Pc
④	 1/5"*38mm	12 Pcs
⑤	 Ring Washer	8 Pcs
⑥	 Flat Washer	12 Pcs

B



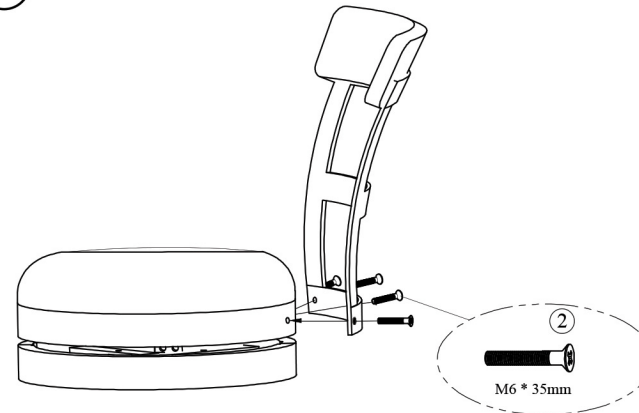
C









Assembly Instruction

NOTE: Do not tighten bolts until all the part has been attached

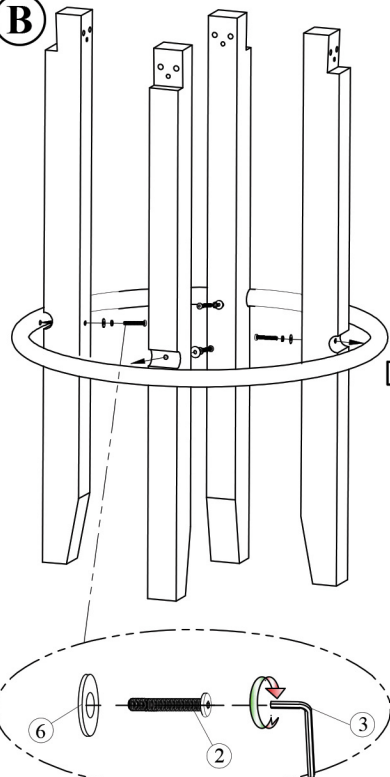
A



Hardware List

	Description	QTY
①	 M6 * 35mm	4 Pcs
②	 M6 * 40mm	12 Pcs
③	 4.0*65mm	1 Pc
④	 1/5"*38mm	12 Pcs
⑤	 Ring Washer	8 Pcs
⑥	 Flat Washer	12 Pcs

B



C

