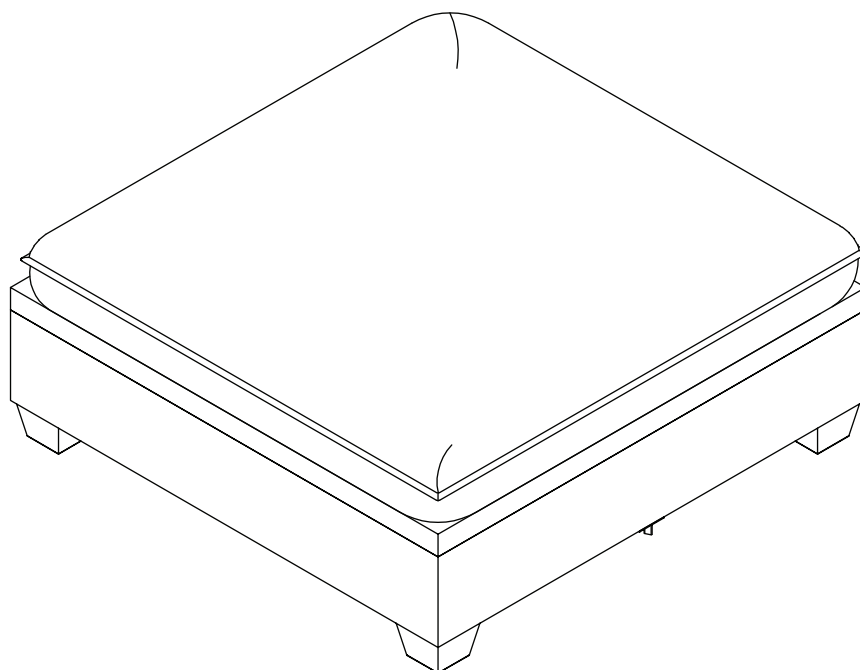


Let's build the

Chelsea Cloud Ottoman

SKU 22312



Scan me!

Free Lifetime
Warranty

nathan james

24-0916

Ok, let's get rolling

This should be easy, just follow our instructions and you will be back to Netflix in no time.

Estimated time for assembly



10:00

What you need

- Some of your favourite bubbly or your preferred relaxant
- Use the packaging carton as a working surface to prevent product damage during assembly

Do not use a drill



Weight Limitation



300
lbs

Toll-free at 1-866-619-1004
Help@nathanjames.com
Nathanjames.com/help

What's included

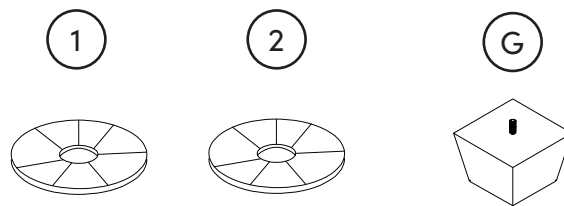
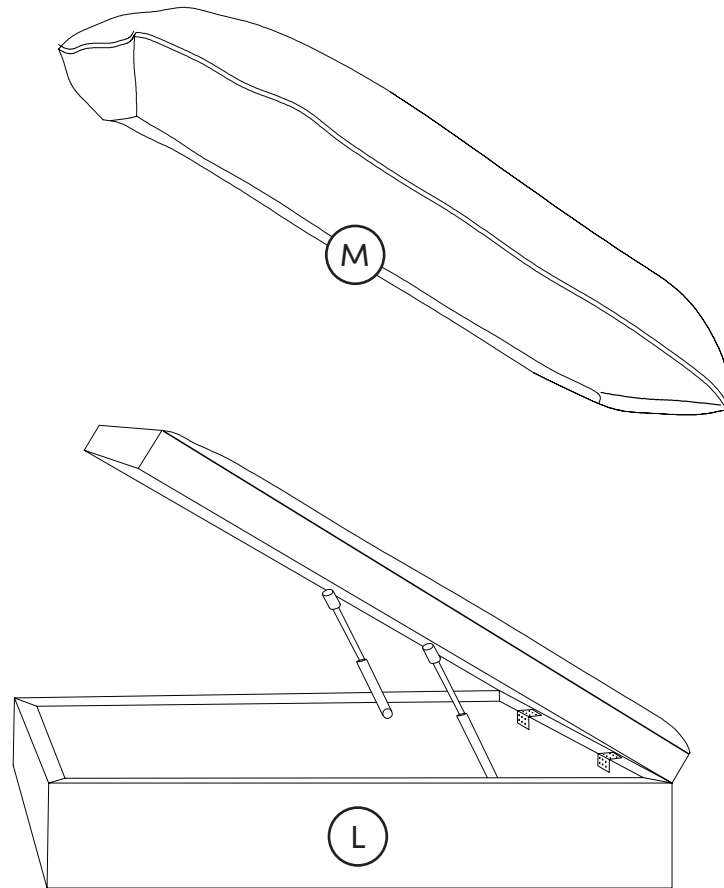
Description		Qty
G	Leg	4
L	Stool Frame	1
M	Stool Cushion	1
1	50mm Plastic Washer	4
2	50mm Plastic Washer (Extra)	2

Scan me!

Free Lifetime
Warranty



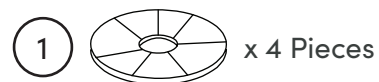
The goods



IMPORTANT

1. Do not tighten bolts / screws completely until all bolts / screws are lined up and inserted into holes.
2. Do not over tighten screws and bolts to avoid stripping.
3. Please use hand tools to assemble this product. Do not use power tools.

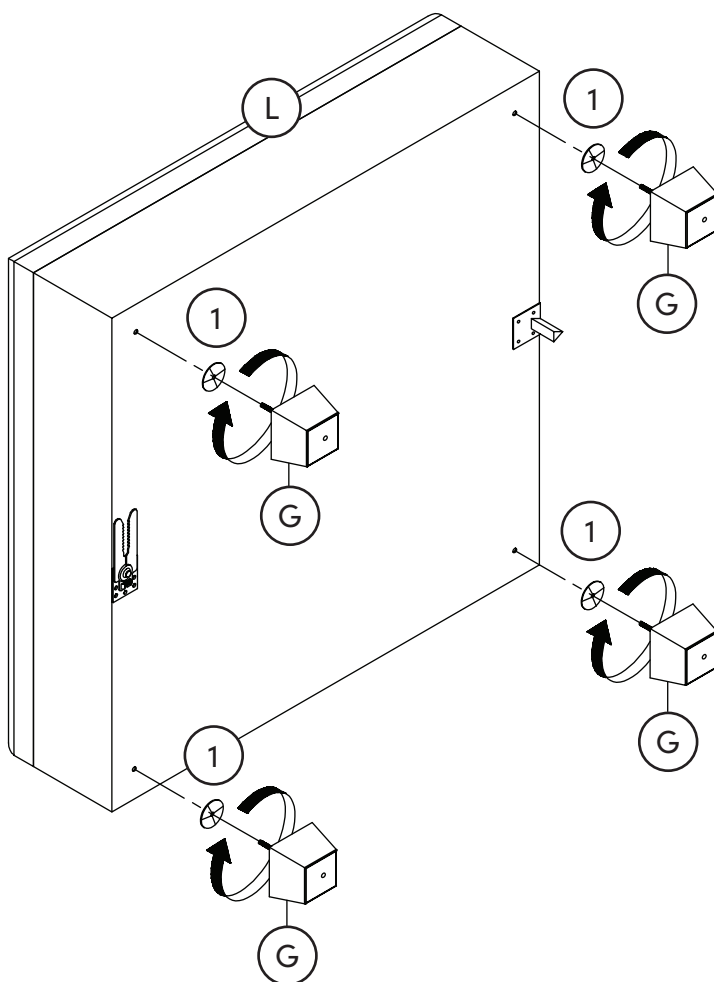
Step 1



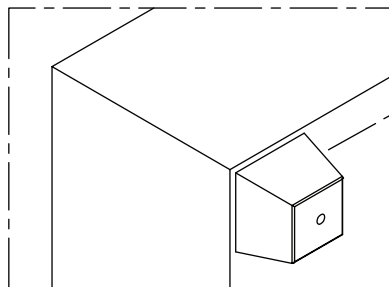
Are you ready for the easiest assembly instructions ever?!

First, attach the Legs (G) to the Seat Frame (A) by screwing them in clockwise. Don't forget to place the 50mm Plastic Washers (1) on the end of the Leg bolts before attaching the legs.

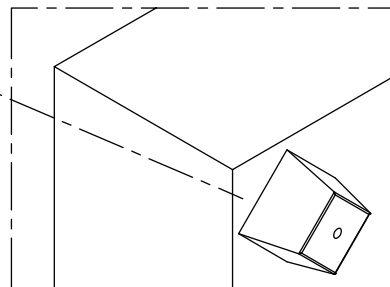
The edges of the Legs should be parallel to the edges of the sofa.



✓
Correct



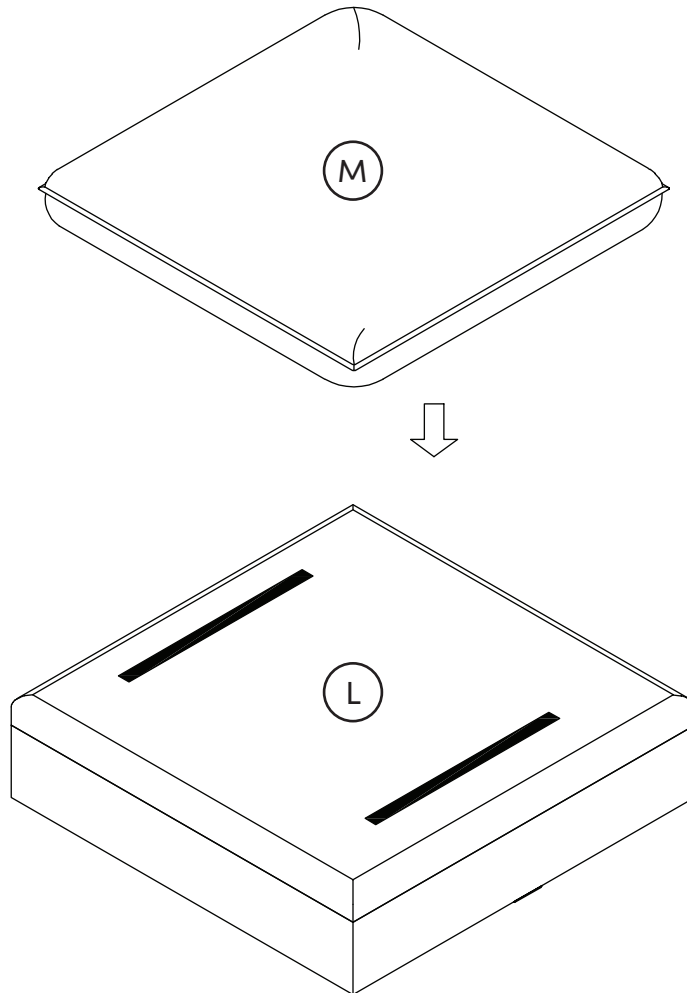
✗
Incorrect



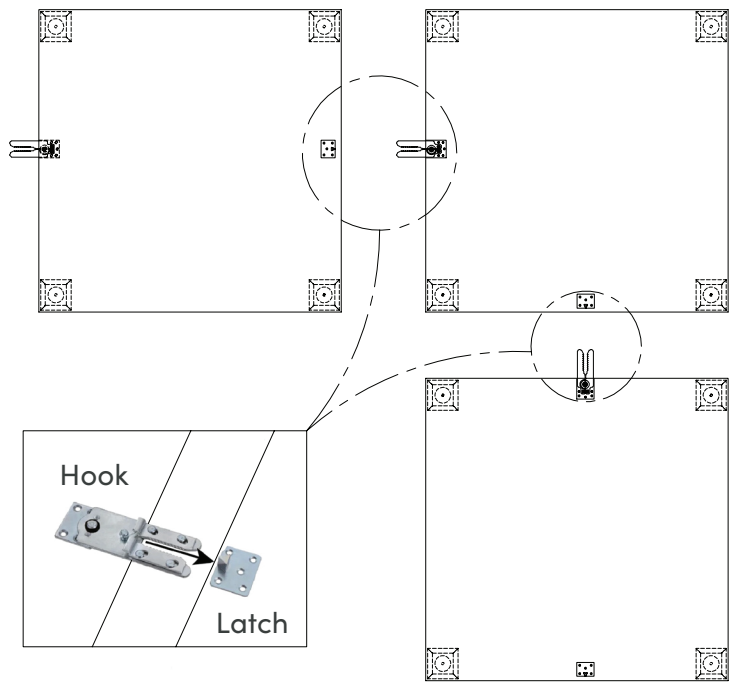
Step 2

Now just place the Stool Cushion (M) and align with the velcro on the Stool Frame (L) to secure in place.

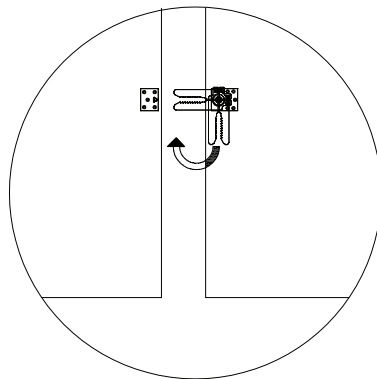
And just like that, you're done! See, we told you this would be easy.



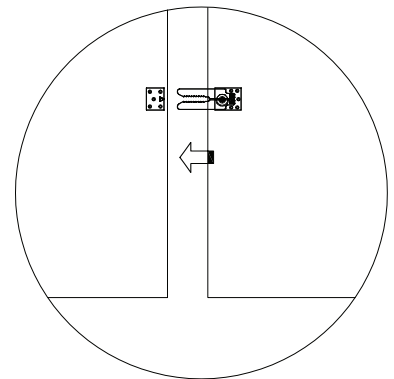
How the seats stay together!



How to Lock

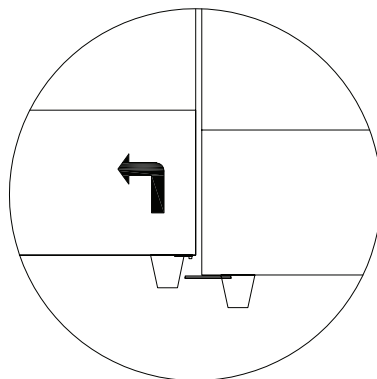


Turn the bracket
straight out

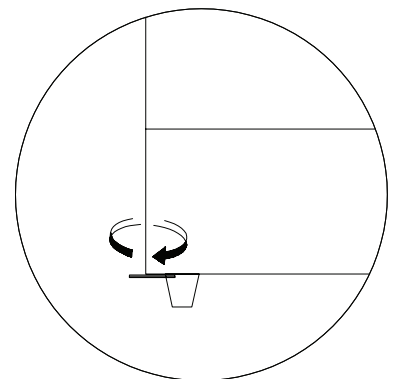


Slide to hook
the latch

How to Unlock



Lift up and move out
on the latch side



Turn to hide
the hook

No heartburn, when we handle the return

Give us a call **1-866-619-1004** or shoot us a message at **help@nathanjames.com** we will issue you a free replacement with **zero hassle**.

Our way



Give us a call



Replacement



You

Their way



Re-package item



Schedule pick up



Track package



Replacement



You

We really don't want you to go through the hassle of re-packaging your item and sending it back, because let's be honest...nobody has time for that.

Safety first, fun later

We want your product to last as long as possible, so we recommend that you tighten the screws 2 weeks after assembly and for added safety check the tightness of all screws every 2 months.

For proper care and treatment, please check our website at NathanJames.com/products

Safe use of this product starts with you.

Use this product responsibly with the primary concern for your safety. Follow assembly instructions carefully and inspect product upon receipt and each use.

Nathan James and its parent companies cannot be held legally responsible for any injuries or death resulted from failure to follow instructions or improper use of this product.

Do not modify the structure of this product in any way.

Our products have been tested to meet specific safety measures as they were originally intended to be sold. Any modifications will present the risk of creating significant safety issues which NJ will not be responsible for.

Proper use

- | | |
|---------------|---------------------------------|
| DO NOT | use for commercial purposes |
| DO NOT | leave spilled liquid on cushion |
| DO NOT | use ottoman if damaged |
| DO NOT | make temporary repairs |
| DO NOT | use outdoors |

We are only in business if you're happy

For starters, thanks for being you.

☎ Toll-free at 1-866-619-1004


✉ Help@nathanjames.com

🌐 NathanJames.com/help

We do our best to ensure your furniture arrives without any problems, but occasionally mistakes happen—as humans we are imperfect beings. In the event that a part is damaged or missing, we will be more than happy to provide you with replacement part(s) for free.

Warranty

This product comes with a lifetime warranty from the date of purchase. Please use your phone to scan the QR code to register your product or visit <https://goo.gl/i9dk3q>



Did we do alright? Please spread the love!

If you are happy with your product, tell your friends and family about us or even better leave us a review online. Spreading the word gives us the opportunity to make more people happy and keep our prices low for your next purchase.

Brooklyn Burdon

Founder, Nathan James