








Thank You For Shopping With COZAYH HOME

We value your feedback and want to hear from you. To let us know how we can improve your shopping experience, or to ask a specific question about your order, please find our contact information below.


Customer Service Line: 1.312.600.5553 (M-F 9am-5pm Central Time)

Customer Service Email: Support@cozayh.com

Website: www.cozayhhome.com

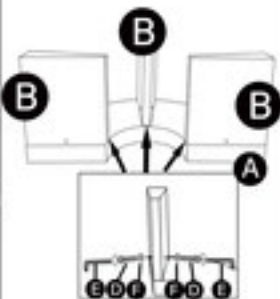
 SKU: PH04035 <h2 style="text-align: center;">Assembly Instructions</h2> <p style="text-align: center;">Laying out all parts and hardware, identifying each part as shown may help you assemble the table.</p>											
ITEM	PART	DESC.	QTY	ITEM	PART	DESC.	QTY	ITEM	PART	DESC.	QTY
A		Table Top	2	C		Wood Legs (31.5cm high)	3	E		Allen Wrench	1
B		Wood Legs (30cm high)	3	D		Bolts	12	F		Flat Washer	12

STEP 1



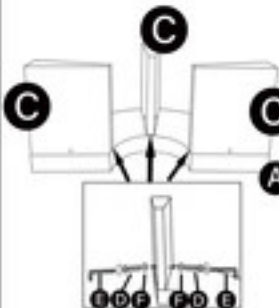
Flip the table top A upside down.

STEP 2




Attach legs B to the bottom of table top A with bolts and flat washers as shown.

STEP 3



Attach legs C to the bottom of table top A with bolts and flat washers as shown.

STEP 4



Finished product. Please make sure all the bolts are fully tightened before using the tables.

WARNING

- Do not dispose of any packaging or contents of the shipping carton until assembly is completed to avoid accidentally discarding small parts or hardware.
- Choking Hazard - Adult assembly required. It may contain small parts and sharp points.
- Do NOT use power tools.
- This product can hold a maximum load of 50 Lbs. Do NOT overload.



COZAYH HOME