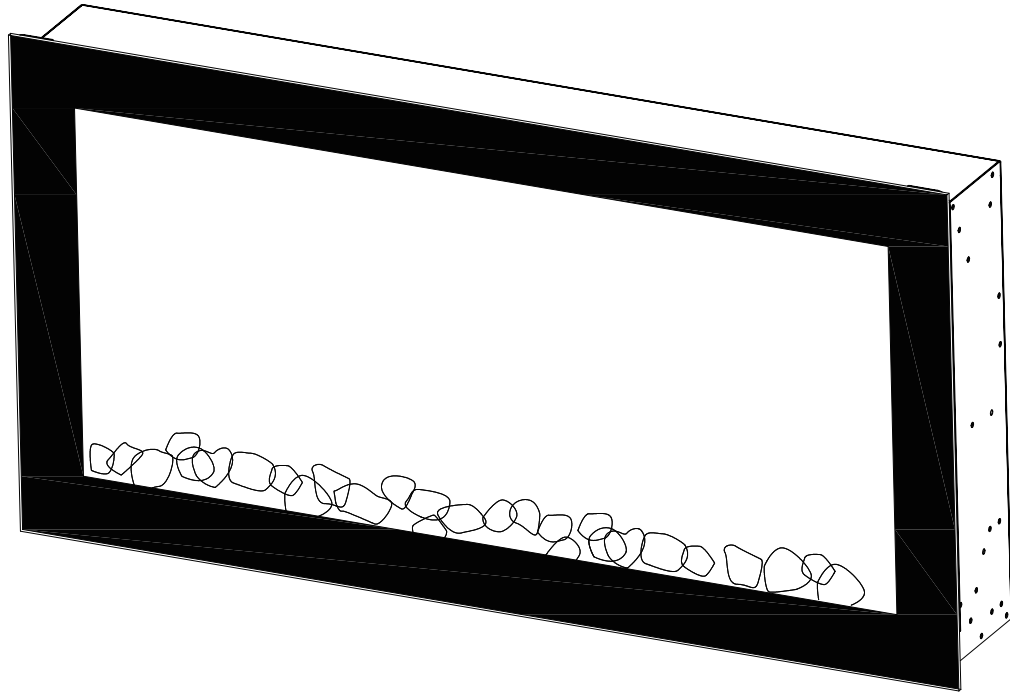


DECORATIVE INSERT ELECTRIC FIREPLACE

OWNER'S MANUAL



Model: IF-1834W



CONSUMER SAFETY INFORMATION

- Read this manual before installing and operating this appliance
- Failure to follow these instructions may result in electric shock, fire property, or personal injury
- Do not store or use gasoline or other flammable liquids in vicinity of this appliance.

IMPORTANT SAFETY INFORMATION!



WARNING



- **Read all instructions before using this heater!**
- This heater is hot **when in use**. To avoid burns, **DO NOT** let bare skin touch hot surfaces. If provided, use handles when moving this heater. Keep **combustible materials**, such as furniture, pillows, bedding, papers, clothes, and curtains at least **3 feet (0.9m)** from the front of the heater, and **keep them away from the sides and rear**.
- **Extreme caution** is necessary when any heater is used by or near children or invalids and whenever the heater is left **operating and unattended**.
- **DO NOT** operate any heater with a **damaged cord or plug** or after the **heater malfunctions**, has been **dropped** or **damaged in any manner**. Discard heater, or return to authorized service facility for examination and /or repair.
- **DO NOT** run power cord under carpeting. **DO NOT** cover power cord with throw rugs, runners, or similar coverings. **DO NOT** route power cord under furniture or appliances. Arrange power cord away from **traffic area**, and where it will not be tripped over.



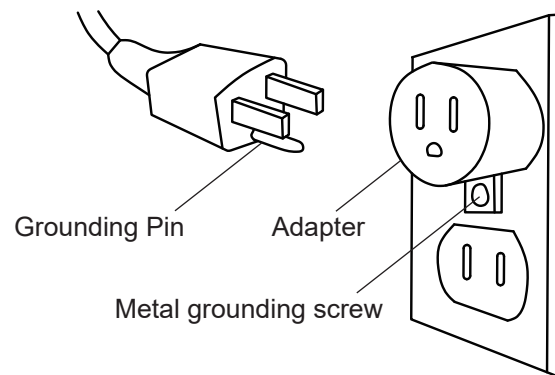
WARNING



- **Connect to properly grounded outlets ONLY.**
- **DO NOT** insert or allow foreign objects to **enter any ventilation or exhaust openings**, as this may cause **electric shock** or **fire**, or **damage the heater**.
- To prevent a possible fire, **DO NOT** block air intakes or exhaust in any manner. Doing so could cause a fire. **DO NOT** use on soft surfaces, like a bed, where openings may become blocked.
- A heater has **hot and arcing or sparking parts inside**. **DO NOT** use it in areas where **gasoline, paint, or flammable liquids** are used or stored.
- **Use this heater only as described in this manual. Any other use not recommended by the manufacturer may cause fire, electric shock, or injury to persons.**
- **ALWAYS** plug heaters directly into a wall outlet/receptacle. **Never use with an extension cord or relocatable power tap (outlet/power strip).**
- **DO NOT** place the heater near a bed because objects such as pillows or blankets can fall off the bed and be ignited by the heater.
- **NEVER** use this heater in **bathrooms, laundry rooms**, or any other location where the heater could fall into a **bathtub or pool, become damp or come in contact with water**.
- **AVOID FIRE!** Regularly inspect all air vents to make sure they are free from dust, lint, or other Blockage. **Unplug the unit** and clean with a **vacuum ONLY**. **DO NOT** rinse or get wet.

- **ALWAYS** mount to wall bracket before use. DO NOT set on the floor, or other surface, to use.
- **NEVER** use a wall mount bracket from another manufacturer.
- This product is **not intended** to be a **primary heat source**. It is for **supplemental heat only**.
- **INDOOR use only! NEVER** use this heater **outdoors!** Doing so may result in **electric shock!**
- **Risk of electric shock! DO NOT OPEN!** No user-serviceable parts inside!
- **ALWAYS** turn this heater off before unplugging it from the outlet.
- **ALWAYS disconnect** this unit from the **power** supply **before** performing any assembly or cleaning, or before relocating the electric fireplace.
- **NEVER** leave this heater unattended. **ALWAYS** unplug this heater when not in use.
- **ALWAYS** store this heater in a dry location. **NEVER** use the fireplace if it has become wet.
- **NEVER** plug this heater into an outlet that is **old, cracked,** or has any **loose wires or connections**. Plugging this heater into a faulty outlet could result in **electric arcing** within the outlet that could cause the **outlet to overheat or catch fire**.
- **ALWAYS** check your heater cord and plug connections with **each use!**
 - i) **MAKE SURE** the plug fits tight in the outlet! Faulty wall outlet connections or loose plugs can cause the outlet to overheat.
 - ii) **Heaters draw more current** than small appliances. **Overheating** may occur even if it has not occurred with the use of other appliances.
 - iii) During use **check frequently** to see if the **plug outlet or face plate is HOT!**
 - iv) If the outlet or face plate is **HOT, discontinue use immediately** and have a qualified electrician inspect and/or replace the faulty outlets.

- The power cord supplied with the heater has a plug with two flat blades (live and neutral) and one round pin (ground). If a 3-slot receptacle is not available, an adapter **MUST** be used. The adapter **MUST** be **properly grounded** to the outlet box (see figure at right). (Note: Adapter NOT INCLUDED.)



- **SAVE THESE INSTRUCTIONS!**

PREPARATION

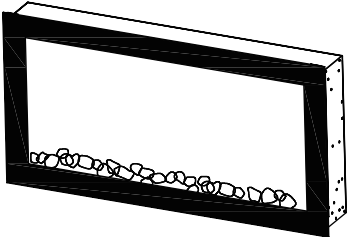

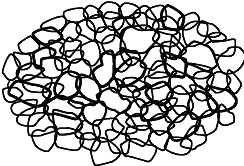
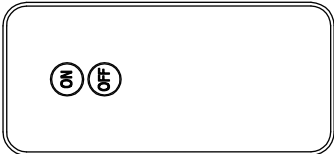

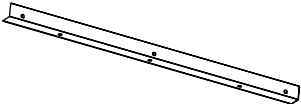


This product includes a **GLASS panel!** Always use **extreme caution** when handling **glass**. Failure to do so could result in **personal injury or property damage**.

Remove all parts and hardware from the carton and place them on a clean, soft, dry surface. Parts and assembly steps are grounded for wall-hanging or recessing use. Check the parts list to make sure nothing is missing. Dispose of packaging materials properly. Please recycle whenever

possible. You will need the following tools (not included): Phillips screwdriver; stud finder; level; tape measure; electric drill; 1/4" wood drill bit, hammer.

PARTS & HARDWARE

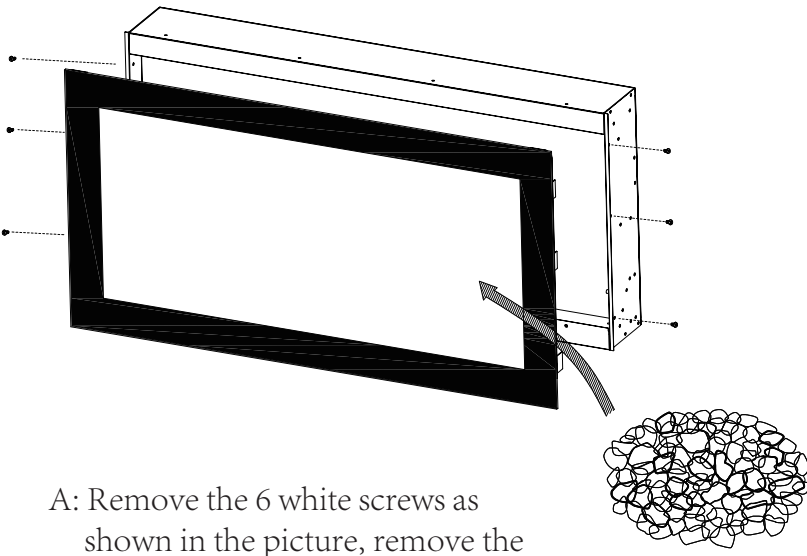
No.	Parts	Qty.
A	 <div>Electric Fireplace</div>	1
B	 <div>M4x8mm Screw</div>	3
C	 <div>Crystal stone</div>	1PK
D	 <div>Remote Control</div>	2
E	 <div>Instruction</div>	1
F	 <div>Metal</div>	1



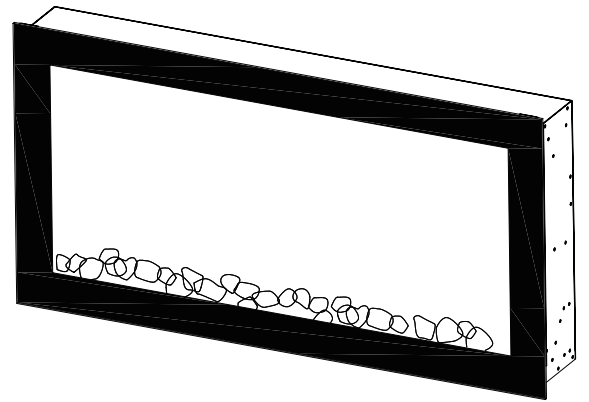
ALWAYS KEEP THESE PARTS OUT OF REACH OF CHILDREN.LEAVE NO PLACE WHERE CHILDREN CAN FIND THEM.FAILURE TO DO SO COULD CAUSE A CHOKING HAZARD.



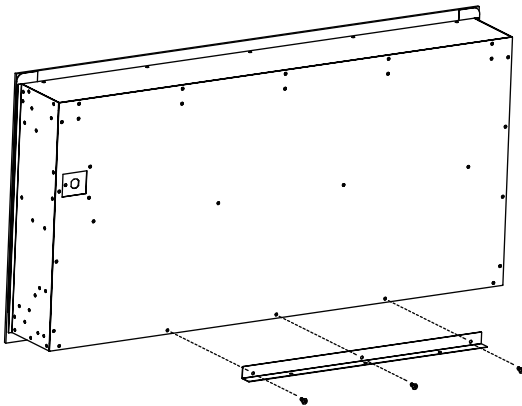
ENSURE the fireplace is unplugged before assembly, installation, cleaning or relocating. Failure to do so could result in electric shock, fire, or personal injury.



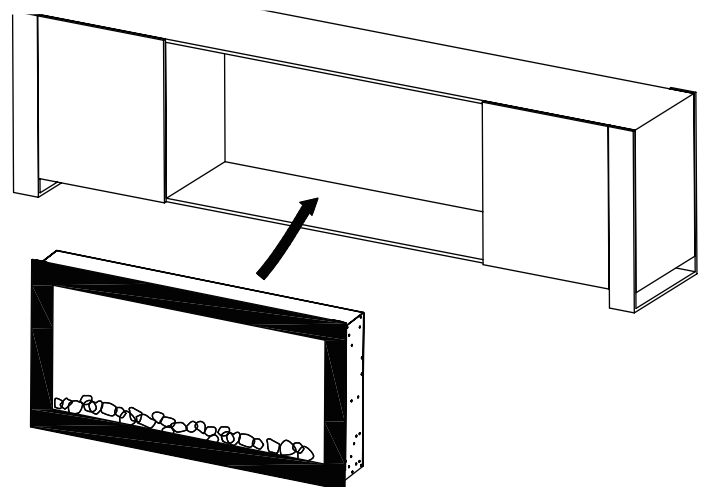
A: Remove the 6 white screws as shown in the picture, remove the glass and place into the crystal stone.



B: Return the glass to its original position and fix the 6 white screws.



C: Remove the 3 screws shown in the figure, install with the metal and then fix it in place.



D: Push the fireplace into the mantel, and then fix the fireplace to the mantel with three screws from the back.

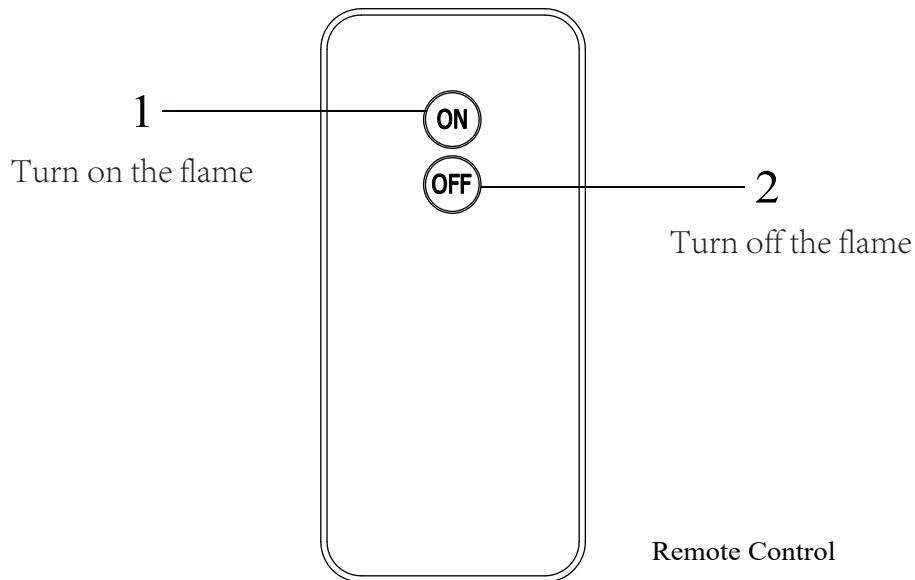
WARNING

TURN OFF THE APPLIANCE COMPLETELY AND LET COOL BEFORE SERVICING. ONLY A QUALIFIED SERVICE PERSON SHOULD SERVICE AND REPAIR THIS ELECTRIC APPLIANCE.



Read and understand this entire owner's manual, including all safety information before plugging in or using this product. Failure to do so could result in electric shock, fire, serious injury, or death.

Control panel Operation



NEVER dispose of batteries in **fire**. Failure to observe this precaution **may result in an explosion**. Dispose of batteries at your local hazardous material processing center.

CARE AND MAINTENANCE

Cleaning



ALWAYS turn the heater **OFF** and **unplug the power cord from the outlet** before cleaning, performing maintenance, or moving this fireplace. Failure to do so could result in **electric shock, fire, or personal injury**.



NEVER immerse in water or spray with water. Doing so could result in electric shock, fire, or personal injury.

Metal:

- Buff using a soft cloth, slightly dampened with a citrus oil-based product.
- **DO NOT** use brass polish or household cleaners as these products will damage the metal trim.

Glass:

- Use a good quality glass cleaner and dry thoroughly with a paper towel or lint-free cloth.
- **NEVER** use abrasive cleansers, liquid sprays, or any cleaner that could scratch the surface.

Vents:

- Use a vacuum or duster to remove dust and dirt from the heater and vent areas.
- Clean the exterior of the fireplace with a slightly damp cloth or duster.

Maintenance



Risk of electric shock! DO NOT OPEN! No user-serviceable parts inside!



ALWAYS turn the heater **OFF** and **unplug the power cord from the outlet** before cleaning, performing maintenance, or moving this fireplace. Failure to do so could result in **electric shock, fire, or personal injury**.

Electrical and Moving Parts:

- The fan motors are lubricated at the factory and will not require lubrication.
- Electrical components are integrated in the fireplace and are not serviceable by the consumer.

Storage:

- Store heater in a clean dry place when not in use.



WARNING! No other servicing should be performed by the consumer. Do not attempt to service the unit yourself.