

DREAMS

IDEA

Instruction Manual



NO:CH0041



ASSEMBLY INSTRUCTIONS

Tel.5627813327

Please contact us: info@firstopintl.com

<https://www.dreamsidea.com>

ABOUT US

*D*REAMSIDEA IS A ONE-STOP HOME

FURNISHING AND SERVICE COMPANY BASED IN USA.

WE ARE DEDICATED TO BRINGING YOUR DREAM HOME TO LIFE.

OUR SERVICES COVER FROM DESIGN, PRODUCTION,

DIRECT SELL, STORAGE, AND TRANSPORTATION.

IF REALITY IS THE NEAR SHORE

AND IDEALISM THE FAR SHORE,

*D*REAMSIDEA

AS THE FERRY BETWEEN THEM,

EAGER TO ACCOMPANY YOU ON A JOURNEY

TO YOUR IDEAL HOME.

ITEM NO. CH0041

WARRANTY

WE STRIVE TO OFFER HIGH-QUALITY PRODUCT AND WE ALSO TRY OUR BEST TO SATISFY EACH CUSTOMER THAT ORDERS FROM US WITH PRODUCT OR SERVICE AS NEEDED. EACH CUSTOMER RECEIVES A RECORD OF THEIR ORDER, SUCH AS THE ORDER NUMBER OR ITEM RECEIPT. FOR ANY ITEMS THAT ARE OUT OF THE WARRANTY PERIOD, YOU MAY STILL RECEIVE REPLACEMENT PARTS BY PURCHASING THEM FROM OUR COMPANY IF THEY ARE AVAILABLE.

Are you having difficulty
with assembly? Missing parts?

Please contact us : info@firstopintl.com

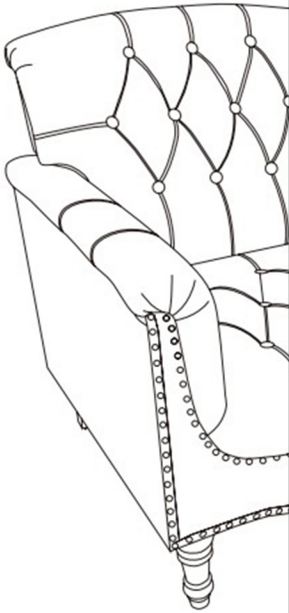
Tel.5627813327

send an email with your order No. to us

For return, please check the return policy with
the retailer or market place you bought from.

Appreciate your purchasing from us.

Pop up your life by our furniture !



MAINTAINANCE AND WARNING

Please read the manual thoroughly before
you start install.

Please always use proper tools for
installment.

Packaging and small parts may have
chocking hazard, please keep them away
from children and pets.

Please clean the product with dry clean
cloth, some of the parts may be able to
wash directly. Check with the product
description!

Please keep the product away
from fire.

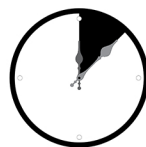
Please keep the product away from
sharp objects.

IF the product is placed under direct
sunlight, the pattern or color might
fade away.

Do not jump on the product.

Check the product periodically to make
sure everything is tightened.

If you have any questions else, please
contact us, we will be glad to help
you out.



Around 20 min

PRDOUCT DESCRIPTION

Classic nailhead trim and a tufted backrest bring a timeless retro charm, elevating the style of any space.

The soft, silky leather offers a luxurious feel while being durable and easy to maintain.

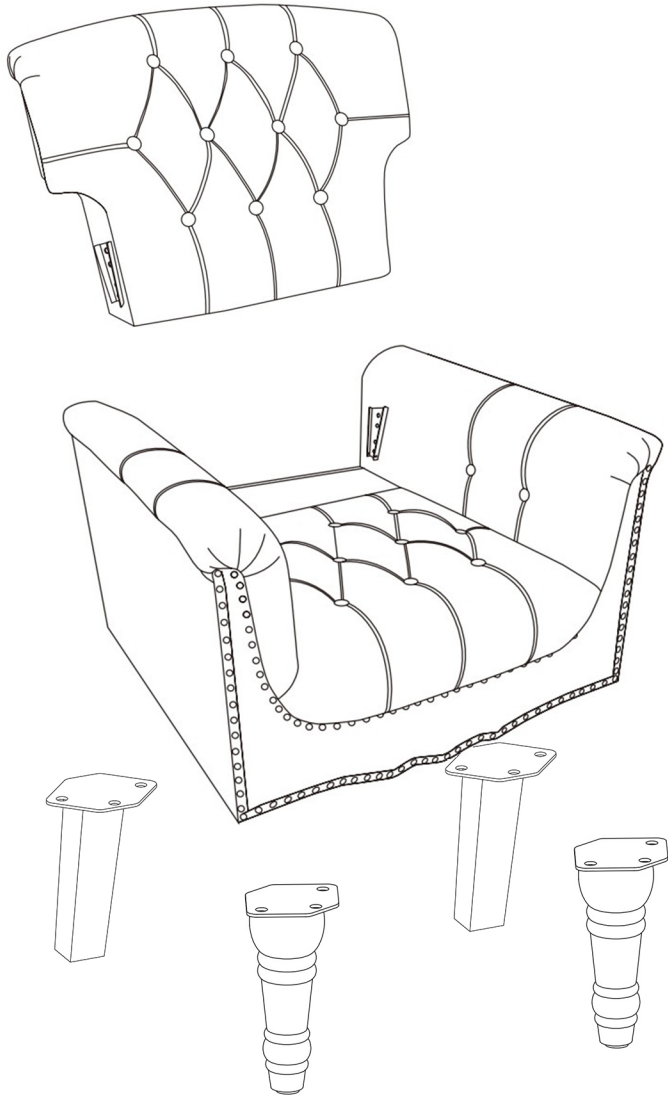
The seat is crafted with high density foam, synthetic fibers, and spring support, ensuring long lasting comfort and bounce without sagging.

Built with a durable solid wood structure and reinforced legs, it supports up to 220 pounds, providing reliable stability.

Designed to combine classic aesthetics with modern practicality, this chair is an ideal addition to any living room, office, or cozy corner.

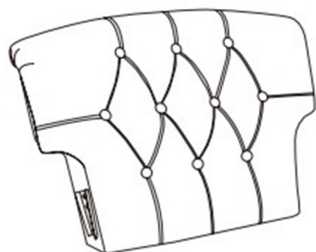


EXPLODED VIEW



PARTS

A*1



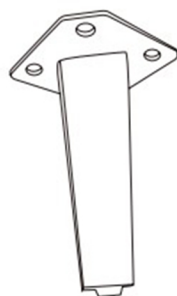
Back Frame

B*1



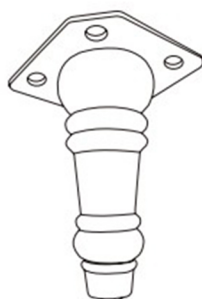
Seat Frame

C*2



Back leg

D*2



Front leg

HARDWARE

TOOL LIST

①*12

M6*20mm



★ Bolt

②*1

M6



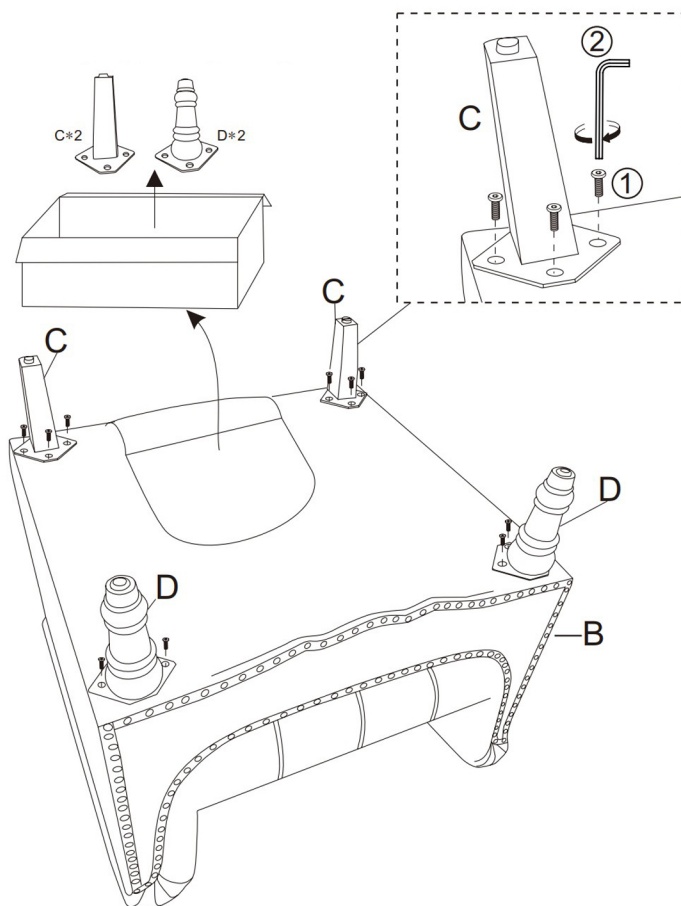
Allen Key

PLEASE MAKE SURE ALL
HARDWARE&PACKING
MATERIAL FITTING THE LIST.
ESPECIALLY SOMESMALL
ACCESSORIES MAY BE MISSING
DURING TRANSPORTATION.
PLEASE CONTACT US
IF YOU HAVE ANY QUESTION.

NOTE: Designated with (★) We provide
additional spare parts in the hardware package

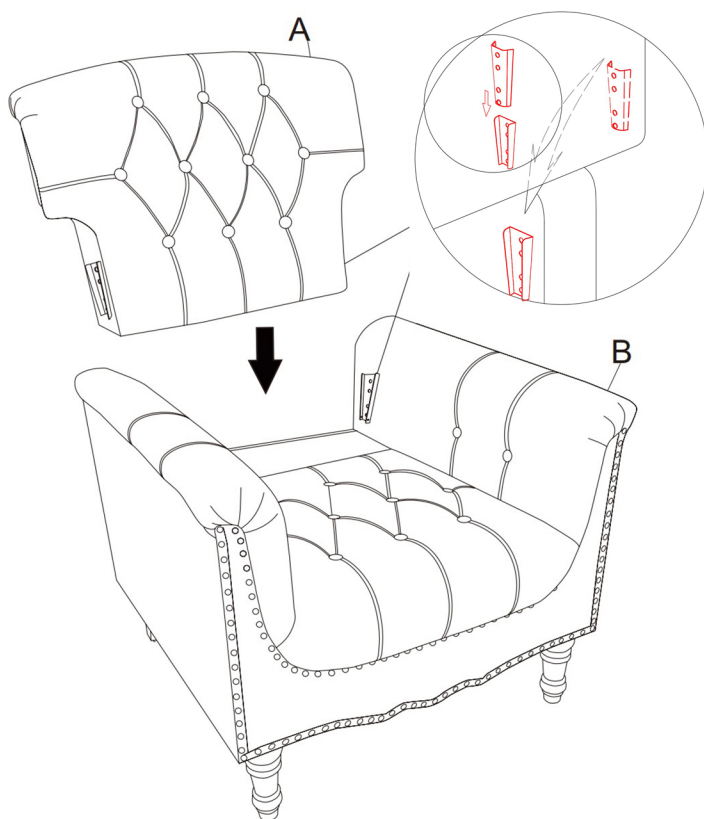
step 1

TAKE OUT ALL THE LEGS (C&D) FROM THE BOTTOM OF SEAT FRAME, USE ALLEN KEY (2) PROVIDED TO TIGHTEN THE BOLTS (1) AS SHOWN.



step 2

INSTALL THE BACKREST (A) TO THE SEAT FRAME (B) BY INSERTING THE CONNECTORS INTO THE SLOTS AS SHOWN, MAKE SURE THEY ARE BOTH CORRECTLY ALIGNED BEFORE PUSHING IT DOWN.



step 3

PLEASE NOTE: THE LEGS OF THE CHAIR CAN BE ADJUSTED BY TWISTING THE LEVELER ON THE TIP OF THE LEGS AS SHOWN, IT CAN HELP YOU USE THIS CHAIR ON GROUND THAT IS NOT FLAT, PLEASE CHECK BEFORE YOU USE THE CHAIR.

