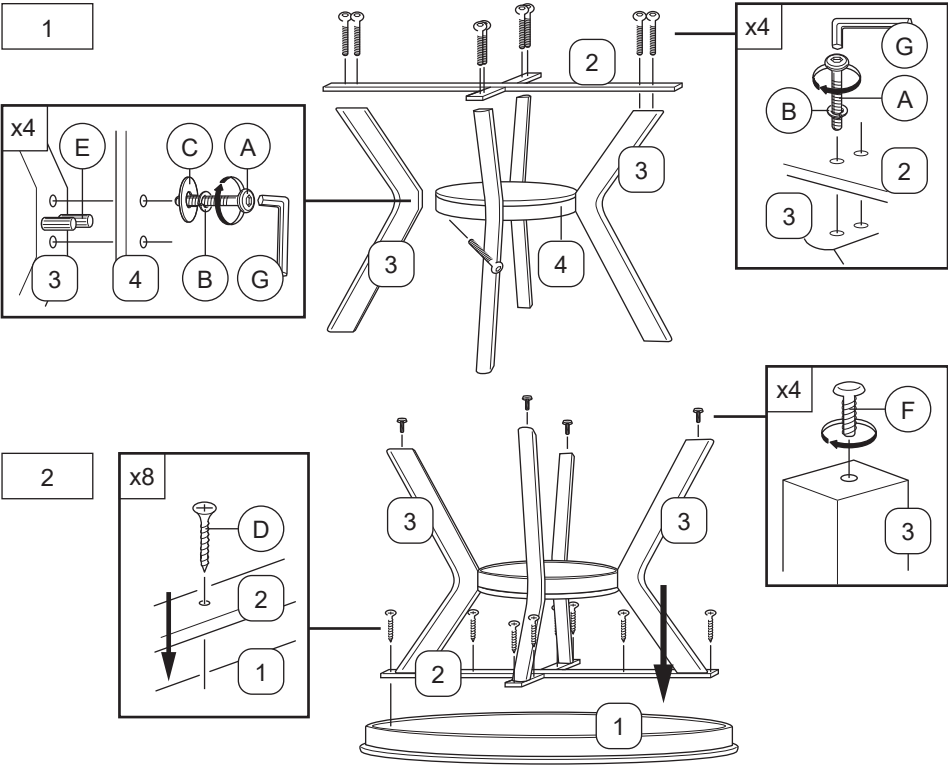


Model: **KF 3182 DT**


Important note: - Place all wooden part on a clean and smooth surface such as rug or carpet to avoid the part from being scratch.  
- Please follow the assembly instruction step by step.  
- Do not tighten all screw until the table is fully set-up.

ASSEMBLY INSTRUCTION



No	Hardware List	Qty.
A	JCBC M6 x 50mm	16 pcs
B	M6 Spring Washer	16 pcs
C	M6 Flat Washer	8 pcs
D	CSK M4 x 25mm	8 pcs
E	Wood Dowel M10 x 30mm	8 pcs
F	Adjustable	4 pcs
G	Allen Key M4	1 pc

No	Part List	Qty.
1	Table Top	1 pc
2	Table Top Support	1 pc
3	Table Leg	4 pcs
4	Center Panel	1 pc

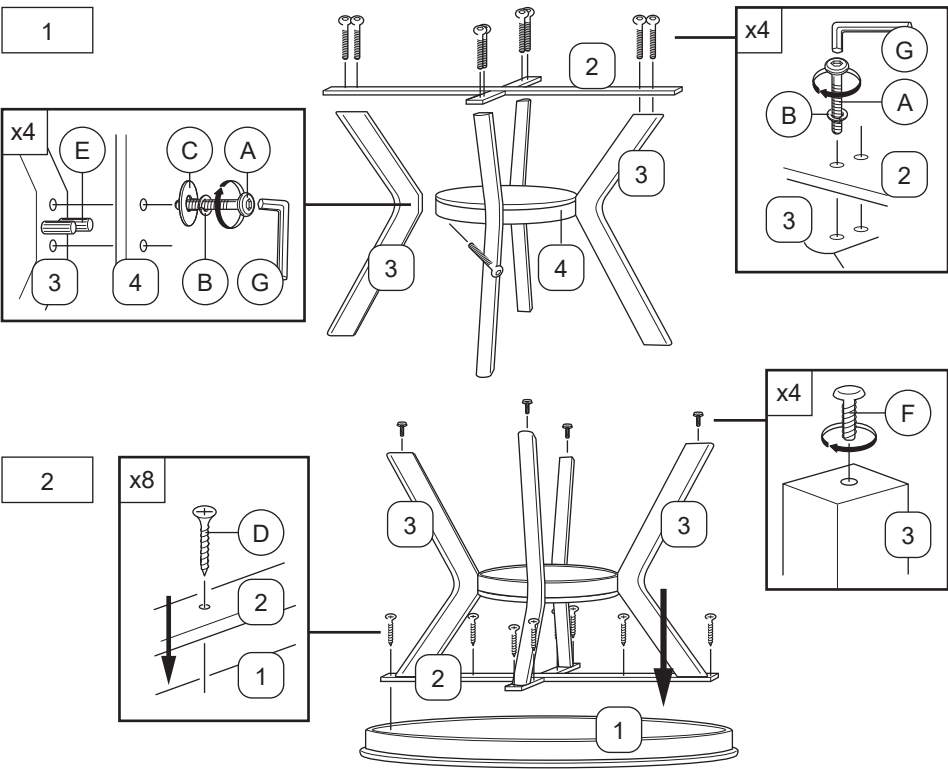


COMPLETED ASSEMBLY

Model: **KF 3182 DT**


Important note: - Place all wooden part on a clean and smooth surface such as rug or carpet to avoid the part from being scratch.  
- Please follow the assembly instruction step by step.  
- Do not tighten all screw until the table is fully set-up.

ASSEMBLY INSTRUCTION



No	Hardware List	Qty.
A	JCBC M6 x 50mm	16 pcs
B	M6 Spring Washer	16 pcs
C	M6 Flat Washer	8 pcs
D	CSK M4 x 25mm	8 pcs
E	Wood Dowel M10 x 30mm	8 pcs
F	Adjustable	4 pcs
G	Allen Key M4	1 pc

No	Part List	Qty.
1	Table Top	1 pc
2	Table Top Support	1 pc
3	Table Leg	4 pcs
4	Center Panel	1 pc



COMPLETED ASSEMBLY