

DREAMS

IDEA

Instruction Manual



DREAMS/DEA

NO:CH0044-OTTOMAN

ABOUT US

*D*REAMSIDEA IS A ONE-STOP HOME

FURNISHING AND SERVICE COMPANY BASED IN USA.

WE ARE DEDICATED TO BRINGING YOUR DREAM HOME TO LIFE.

OUR SERVICES COVER FROM DESIGN, PRODUCTION,

DIRECT SELL, STORAGE, AND TRANSPORTATION.

IF REALITY IS THE NEAR SHORE

AND IDEALISM THE FAR SHORE,

*D*REAMSIDEA

AS THE FERRY BETWEEN THEM,

EAGER TO ACCOMPANY YOU ON A JOURNEY

TO YOUR IDEAL HOME.

ITEM NO.CH0044-OTTOMAN

WARRANTY

We strive to offer high quality product and we also try our best to satisfy each customer that order from us, no matter on products or services as needed. Each customer receives a record of their order, such as the order number or item receipt. For any items that are out of warranty period, you may still be able to purchase the replacement parts from our company if they are available.

Are you having difficulty
with assembly? Missing parts?
Please contact us : info@firstopintl.com
Tel:(562)-781-3327

send an email with your order No. to us
For return, please check the return policy with
the retailer or platforms you bought from.
Appreciate your purchasing from us.
Pop up your life by our furniture !

MAINTENANCE AND WARNING

Please read the manual thoroughly
before you start installing.

Please keep the product away from
sharp object.

Packaging and small parts may have
chocking hazard, please keep them away
from children and pets.

Please clean the product according to each
clean code, check the product description
for more information.

Please keep the product away
from fire.

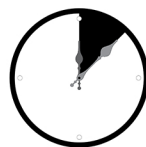
If you have any other questions, please
contact us, we will be glad to help you out.

If the product is placed under direct
sunlight, the pattern or color might fade
away overtime.

Check the product periodically to make
sure everything is secured and tightened.

Always use proper tools for installation.

Do not jump on the product.



Around 10 min

PRODUCT DESCRIPTION

With storage space in the ottoman, you can keep your favorite book or other things there so they are always within easy reach when you want to relax.

The upholstery is available in a variety of colors for you to choose from, and the fabric is made of skin-friendly chenille or warm Boucle, with different combinations to meet your needs.

The seat cushion has been upgraded with 1.5lbs./cu. ft. density foam to provide a softer sitting experience.

The bottom of the ottoman has four plastic feet to prevent it from sliding and scratching your floors.

Assembly required, and comes with all accessories and detailed instructions. It only takes simple assembly steps to be perfectly presented in front of you.

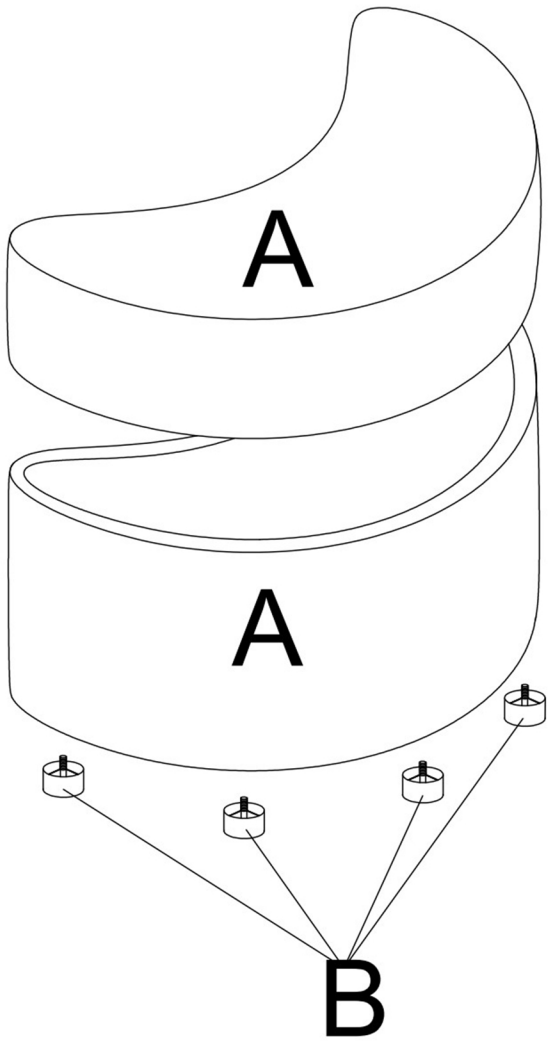
Dream



House




EXPLODED VIEW



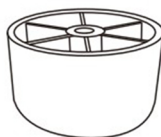
PARTS

A*1



Ottoman

B*4



Plastic leg

HARDWARE

TOOL LIST

NOTE: Designated with (★) We provide additional spare parts in the hardware package

C*4+1



★ M6*30MM
Bolt

D*1

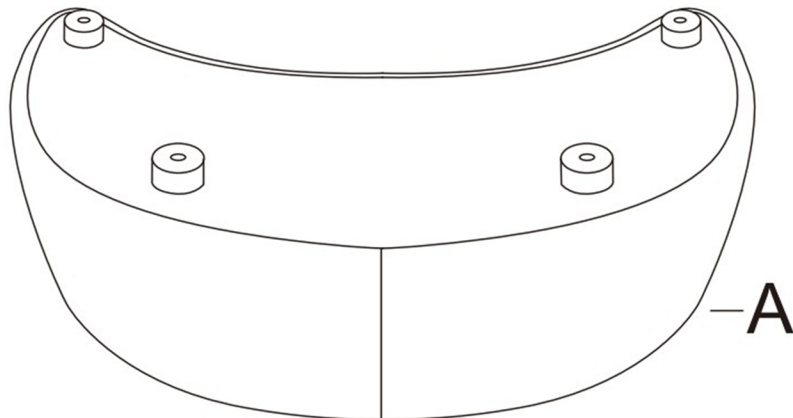
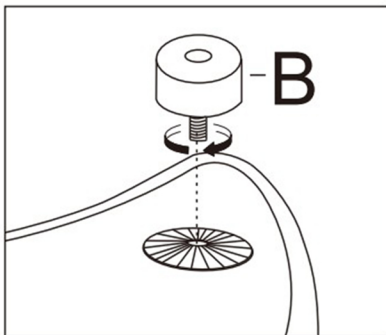
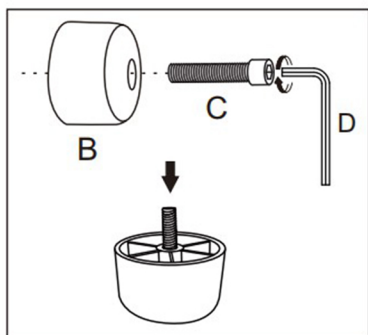


Allen wrench

Please make sure all hardware&packing material fitting the list.
Especially some small accessories may be missing during transportation. Please contact us if you have any question.

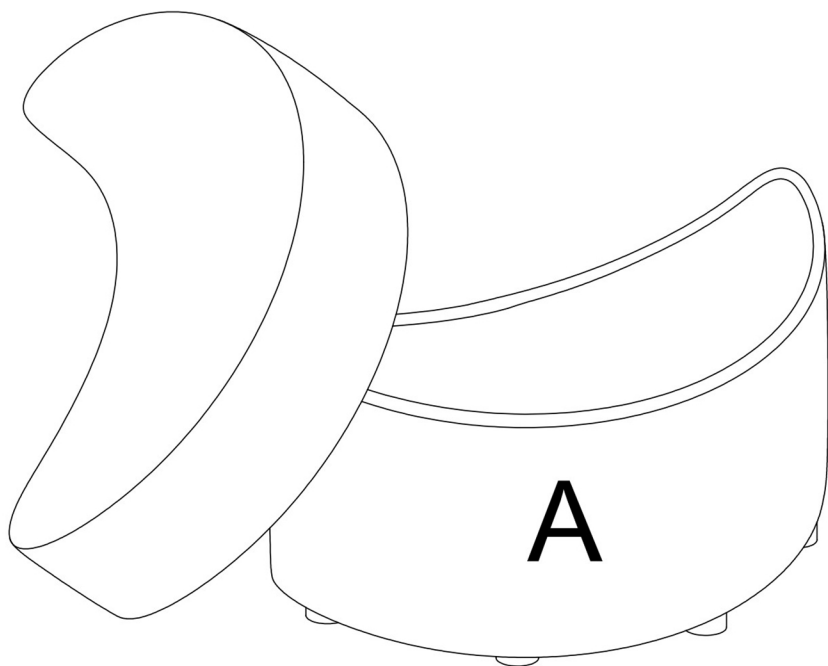
step 1

First, use the allen wrench to tighten the bolts into the legs, then twist the legs into the holes under the frame.



step 2

Open the seat cover and discover the storage function of this ottoman.



step 3

Assemble complete! Thank you for choosing our product!
Please enjoy!





ASSEMBLY INSTRUCTIONS

Tel.(562)-781-3327

Please contact us:info@firstopintl.com

<https://www.dreamsidea.com>