

ASSEMBLY INSTRUCTIONS
COASTER FINE FURNITURE



Fine Furniture for every stage of life

END TABLE **710487**

ITEM : 710487



ASSEMBLY INSTRUCTIONS


ASSEMBLY TIPS:

- 1.Remove hardware from box and sort by size.
- 2.Please check to see that all hardware and parts are present prior to start of assembly.
- 3.Please follow attached instruction in the same sequence as numbered to assure fast & easy assembly.



WARNING!

- 1.Don't attempt to repair or modify parts that are broken or defective. Please contact the store
- 2.This product is for home use only and not intended for commercial establishment.



ASSEMBLY TIME

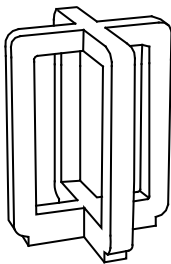
5 MINUTES

PARTS IDENTIFICATION

A TOP 1PC



B BASE 1PC

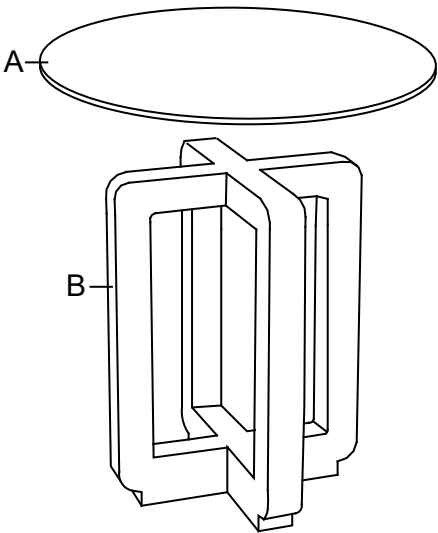


HARDWARE

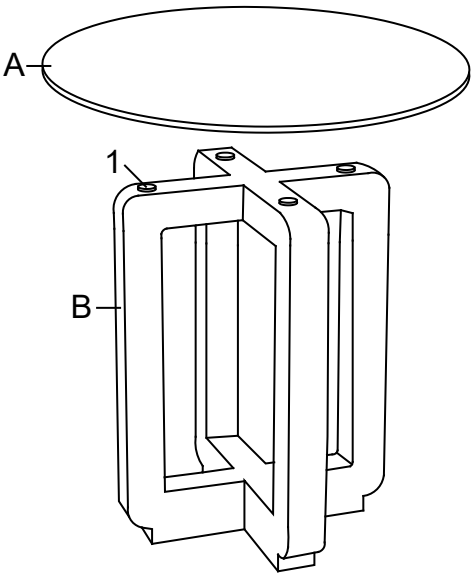
1 SILICONE GASKET 4PC




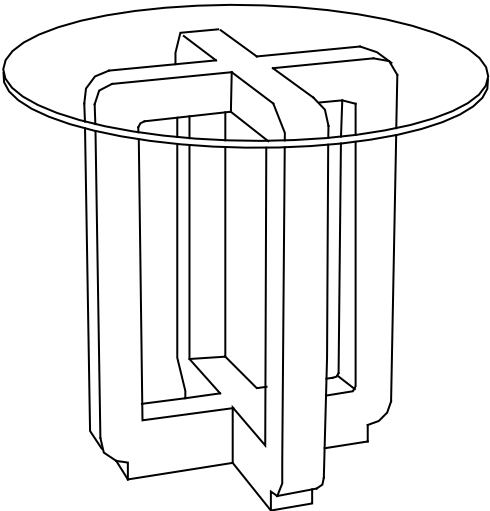
ITEM : 710487
ASSEMBLY INSTRUCTIONS
STEP 1


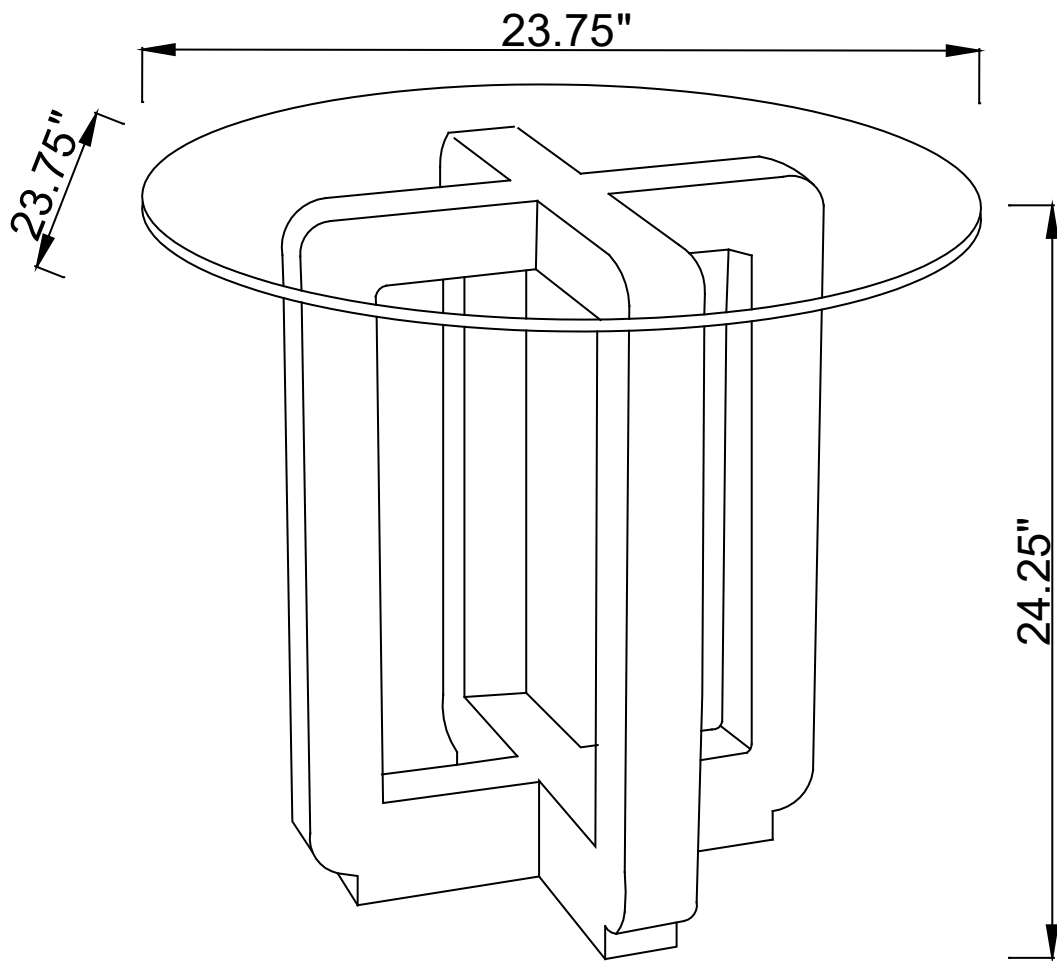


STEP 2



STEP 3





Note:Dimension tolerance $\pm 5\%$

COASTERFURNITURE.COM