

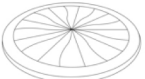


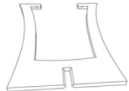



Thank You For Shopping With COZAYH HOME

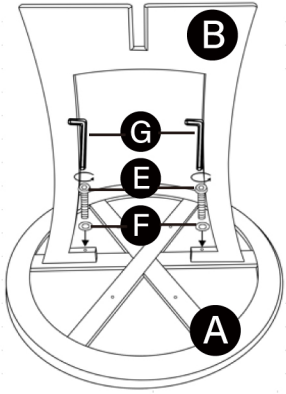
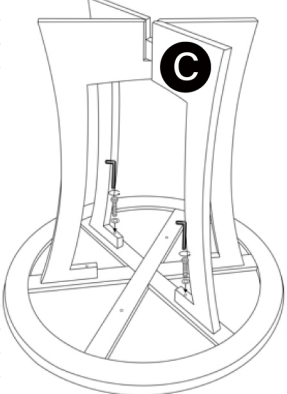
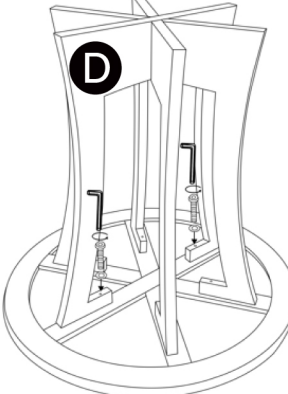
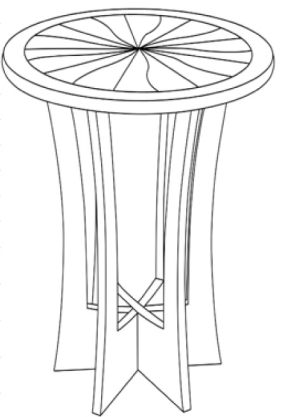
We value your feedback and want to hear from you. To let us know how we can improve your shopping experience, or to ask a specific question about your order, please find our contact information below.

Customer Service Line: 1.312.600.5553 (M-F 9am-5pm Central Time)

Customer Service Email: Support@cozayh.com

Website: www.cozayhhome.com

ITEM		PART	DESC.	QTY	ITEM		PART	DESC.	QTY	ITEM		PART	DESC.	QTY
A		Table Top	1	D		Leg	1	G		Allen Wrench	1	NOTE: Do NOT fully tighten any screw until all components are properly attached.		
B		Leg	1	E		Bolts	6							
C		Leg	1	F		Flat Washers	6							

STEP 1	STEP 2	STEP 3	STEP 4
 <p>Flip the table top A upside down, attach leg B to the bottom of table top A with bolts and flat washers as shown.</p>	 <p>Tuck in leg C and attach to the bottom of table top A with bolts and flat washers as shown.</p>	 <p>Tuck in leg D and attach to the bottom of table top A with bolts and flat washers as shown.</p>	 <p>Finished product.</p>



WARNING

- Do not dispose of any packaging or contents of the shipping carton until assembly is completed to avoid accidentally discarding small parts or hardware.
- Choking Hazard - Adult assembly required. It may contain small parts and sharp points.
- Do NOT use power tools.
- This product can hold a maximum load of 25 Lbs. Do NOT overload.



COZAYH HOME