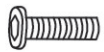


ASSEMBLY INSTRUCTIONS

9300175

HARDWARE

Ax6



M6X40MM

Bx6



M6

Cx1



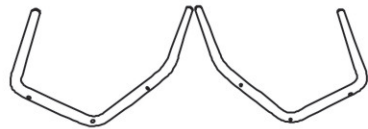
M6

PARTS

1x1



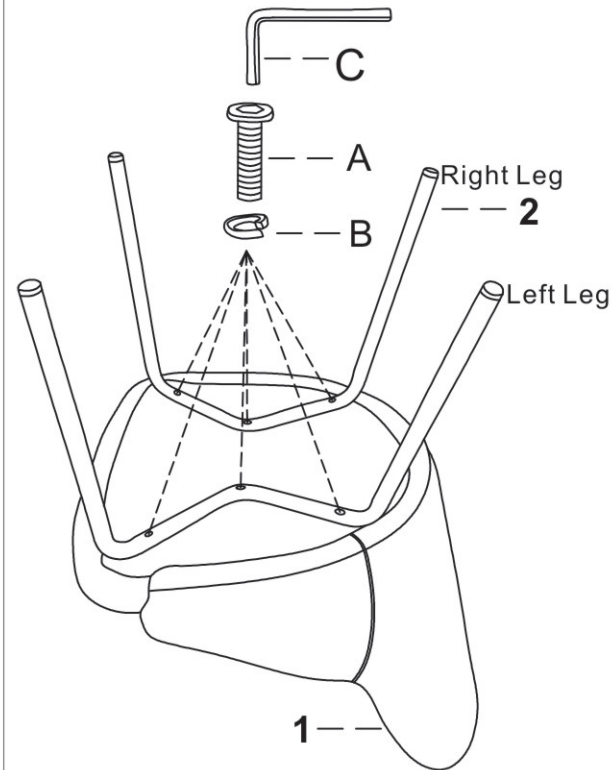
2x1



Left Leg Right Leg

The more vertical and higher legs are front legs and more slanted legs are rear legs. Make sure to screw the straight part of seat to front legs and the curved part of seat to the rear legs.

(1)



(2)

