







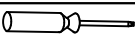


ASSEMBLY INSTRUCTIONS

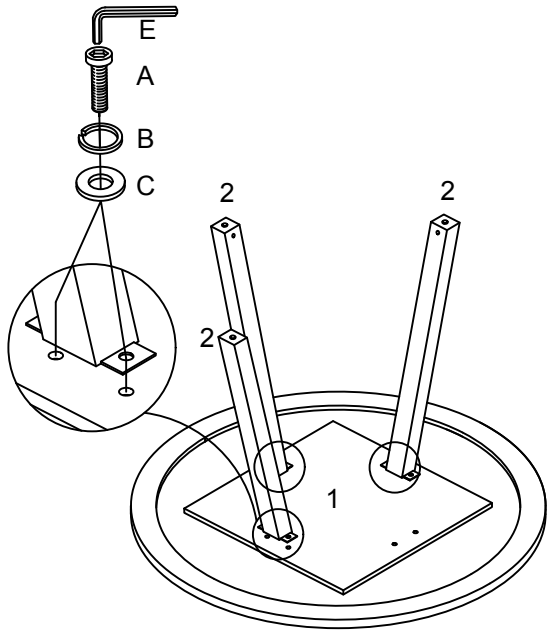
ITEM NO : T165 DINING TABLE

1/1

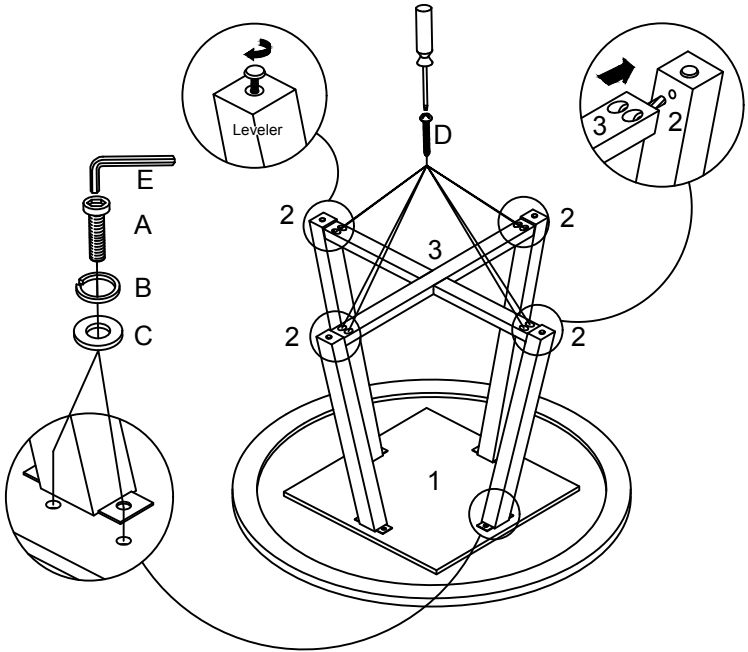
PART LIST			
NO	PART		Q'TY
A		Ø5/16"*20mm	8
B		Ø5/16"*13mm	8
C		Ø5/16"*19mm	8
D		M4*45mm	8
E		5mm	1

HARDWARE LIST			
NO	PART		Q'TY
1		Table top	1
2		Table leg	4
3		Streetcher	1
TOOLS REQUIRED (NOT PROVIDED)			
		Phillips Screw Driver	

STEP 1



STEP 2



Completed



Do not tighten screws until completely assembled.