
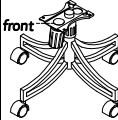




PRODUCT ASSEMBLY INSTRUCTIONS

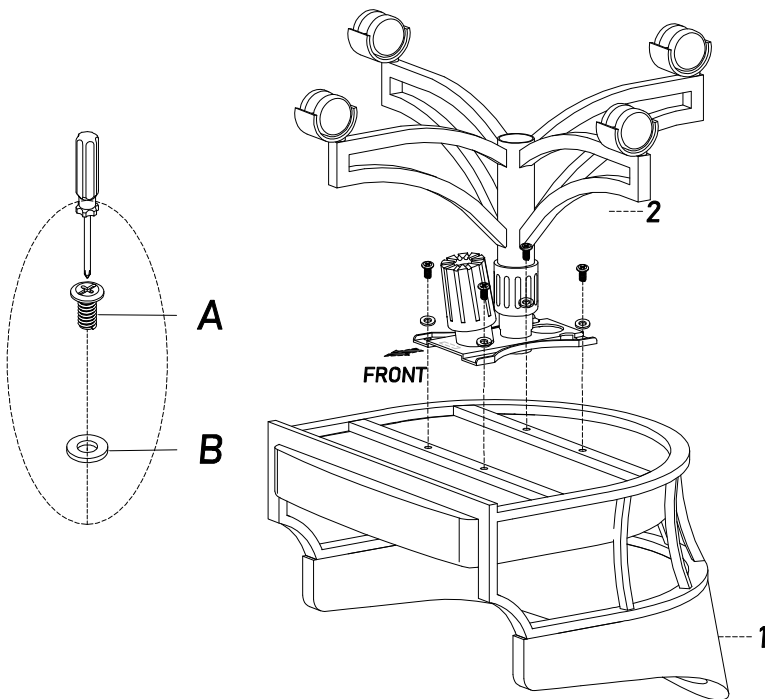
ITEM: Tibet Swivel Dining Chair

Helpers needed to assemble: 2

Estimate time frame to assemble: 15 minutes

#	Picture	DESCRIPTIONS	Quantity
1		Seat Cushion	1
2		Base	1
A		SCREW 1/4"-20 PPH 3/4"	4
B		FLAT WASHER	4

Tools Needed: Phillips-Head Screwdriver



***Step 1: Use the 4 Screws(A) and the 4 Flat Washers(B) to tighten the Base (2) to the seat cushion (1) with a Phillips-head Screwdriver (not provided).**

