

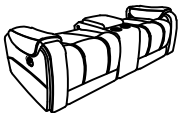
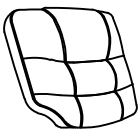



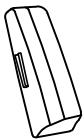
# Assembly Instruction

## DOUBLE RECLINING LOVE SEAT WITH CENTER CONSOLE

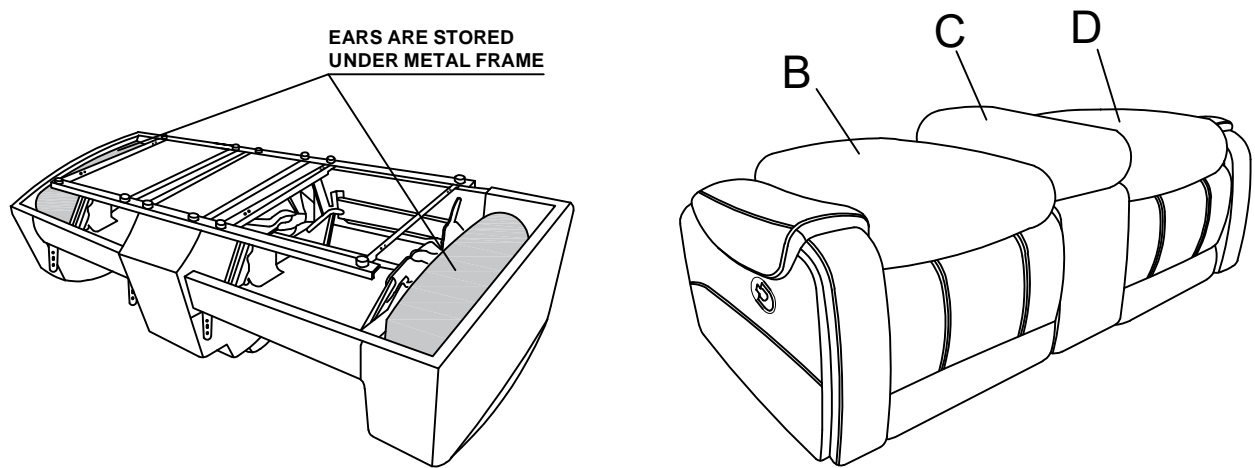


Note: Do not use power tools for assembly. Power tools increase the risk of over tightening which lead to spliting or cracking the wood.

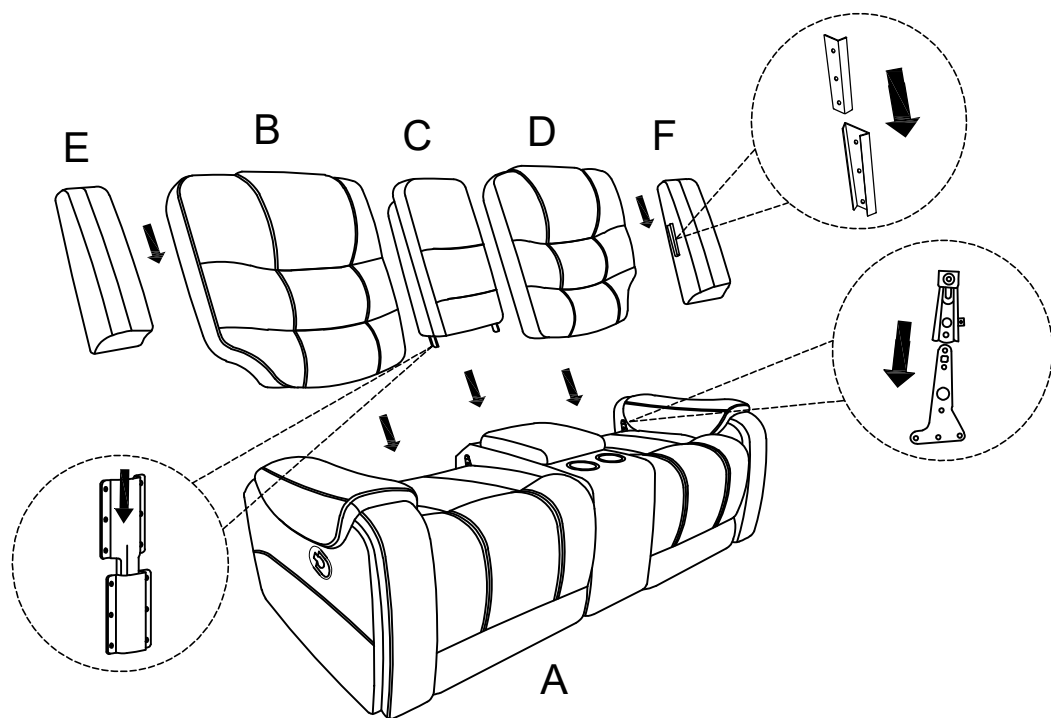
### Component list

No	Drawing	Qty	Description
<b>A</b>		<b>1</b>	<b>SEAT</b>
<b>B</b>		<b>1</b>	<b>LSF BACK REST</b>
<b>C</b>		<b>1</b>	<b>CONSOLE BACK REST</b>
<b>D</b>		<b>1</b>	<b>RSF BACK REST</b>
<b>E</b>		<b>1</b>	<b>LSF EAR</b>
<b>F</b>		<b>1</b>	<b>RSF EAR</b>

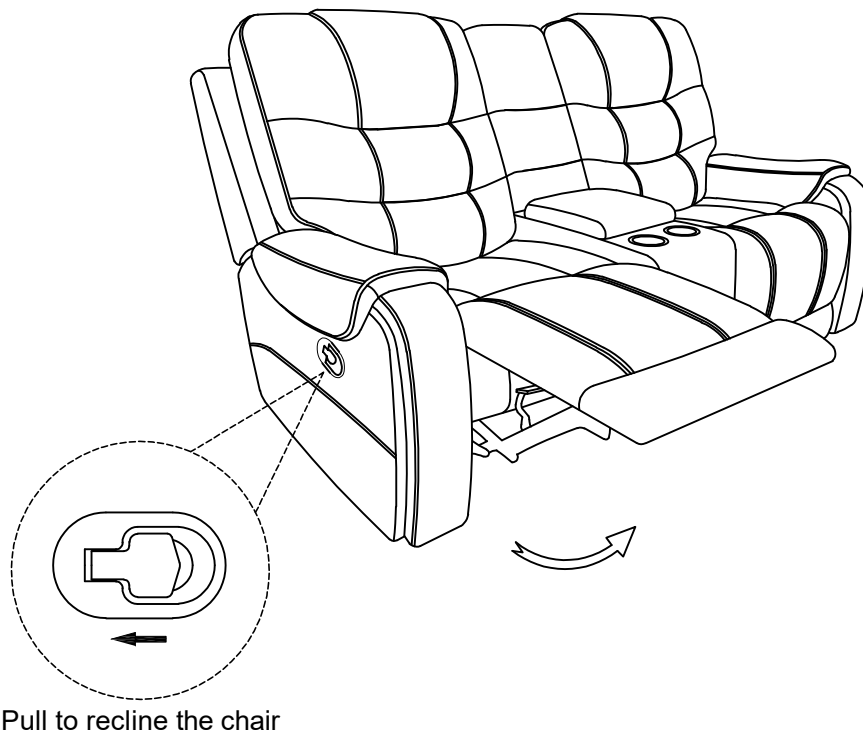
## Step #1



## Step #2



### Step #3



## Care Instruction for Polished Microfiber Furniture

In order to maintain the original appearance of your Polished Microfiber Fabric Furniture, please follow below simple care procedures:

- Avoid exposing furniture directly to sunlight or heating and air conditioning outlets. Sunlight and or exposure to heating and air conditioning outlets will fade/damage Polished Microfiber.
- Vacuum or wipe with a soft cloth to remove dust.
- Hardware may loosen over time. Periodically check to make sure all connection are tight, Re-tighten if necessary.



For items use on wooden floor, hard surfaces or carpets, it is recommended to Install protective pads under all legs and supports to avoid/prevent from damages/scratches and discoloration.

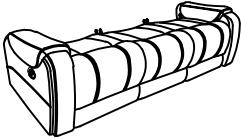
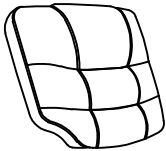
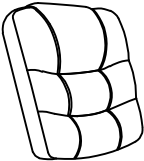
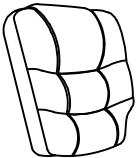
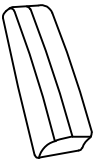
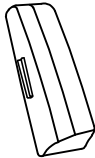
# Assembly Instruction

## DOUBLE RECLINING SOFA

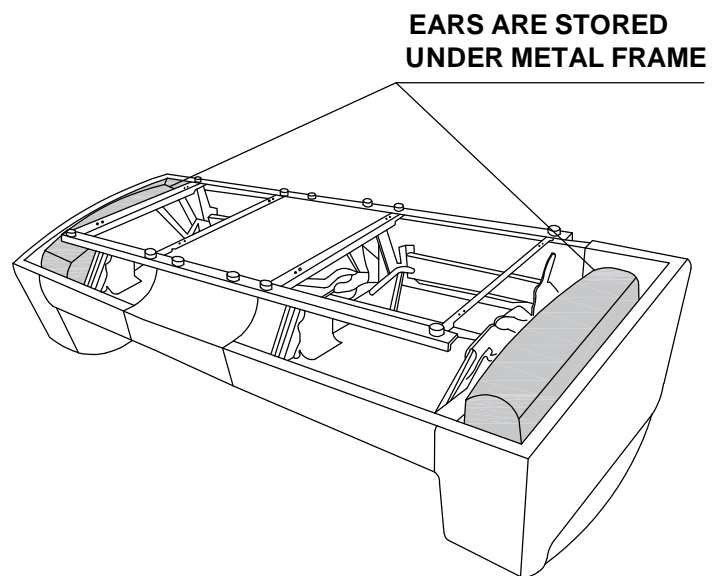


Note: Do not use power tools for assembly. Power tools increase the risk of over tightening which lead to splitting or cracking the wood.

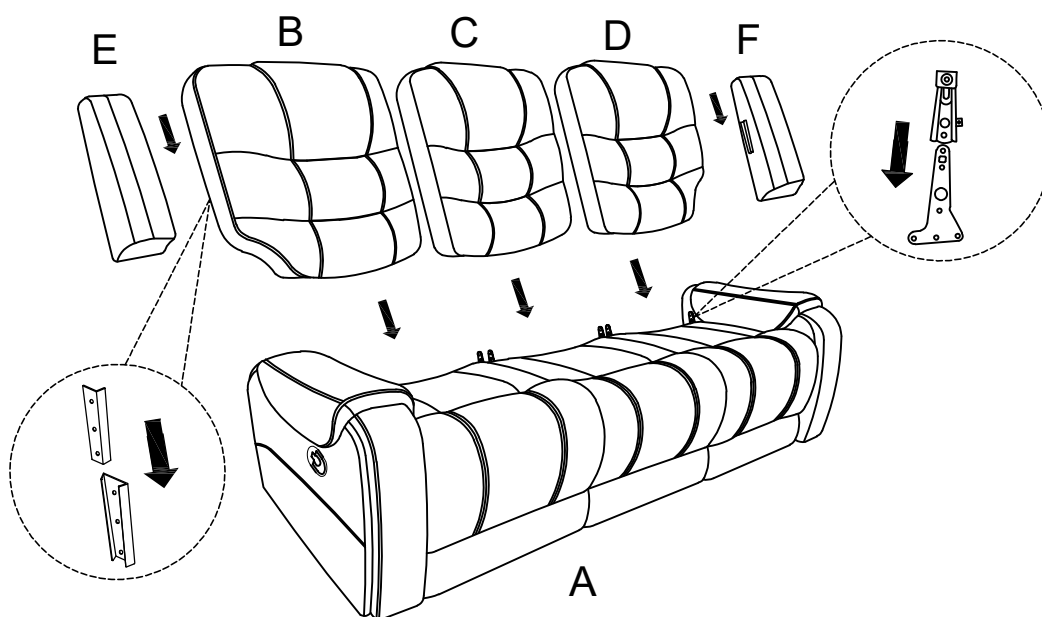
### Component list

No	Drawing	Qty	Description
A		1	SEAT
B		1	LSF BACK REST
C		1	MIDDLE BACK REST
D		1	RSF BACK REST
E		1	LSF EAR
F		1	RSF EAR

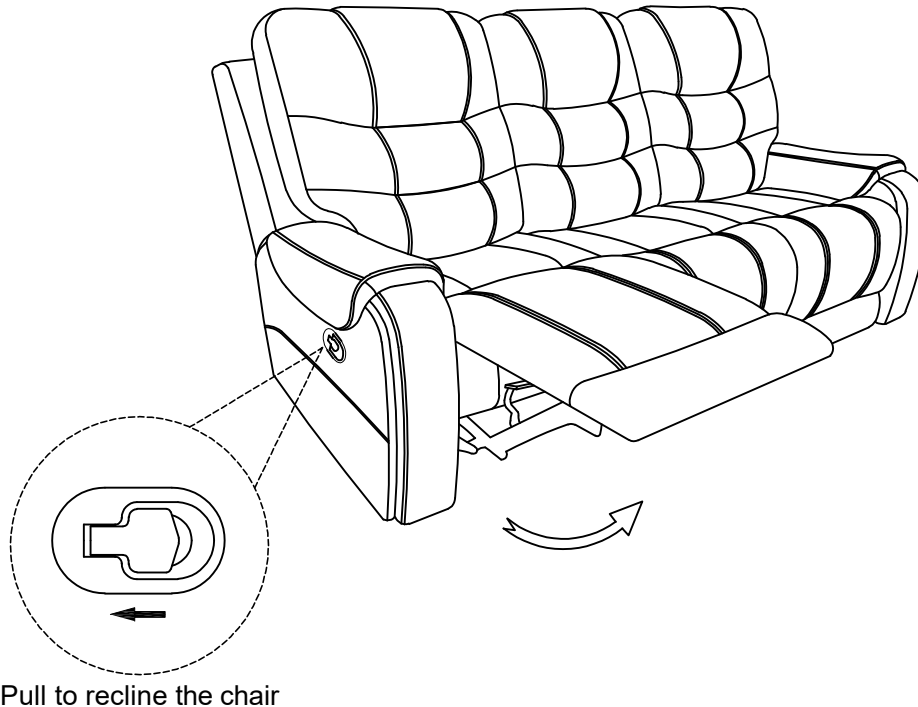
## Step #1



## Step #2



### Step #3



### Care Instruction for Polished Microfiber Furniture:

In order to maintain the original appearance of your Polished Microfiber Furniture, please follow below simple care procedures:

- Avoid exposing furniture directly to sunlight or heating and air conditioning outlets. Sunlight and or exposure to heating and air conditioning outlets will fade/damage Polished Microfiber.
- Vacuum or wipe with a soft cloth to remove dust.
- Hardware may loosen over time. Periodically check to make sure all connection are tight, Re-tighten if necessary.



For items use on wooden floor, hard surfaces or carpets, it is recommended to Install protective pads under all legs and supports to avoid/prevent from damages/scratches and discoloration.