










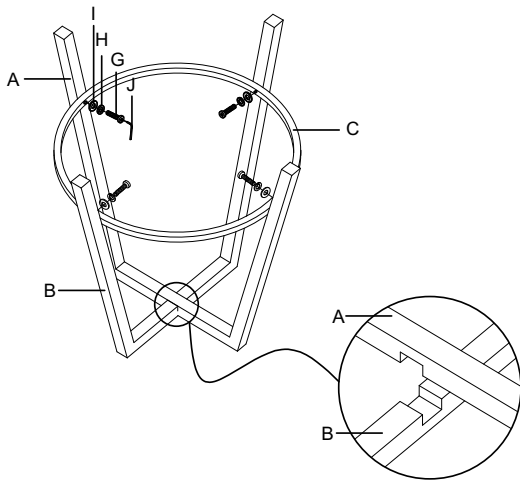


ASSEMBLY INSTRUCTION

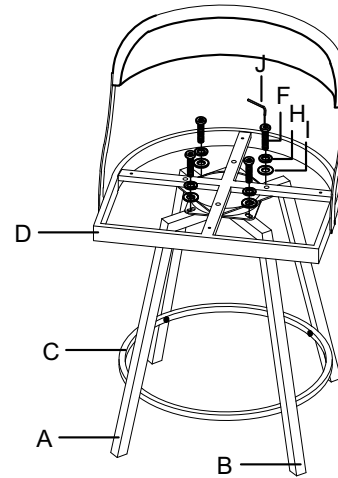
ITEM NO:193D5565-29BK/BU/GY/WT/RD

SWIVEL PUB HEIGHT CHAIR

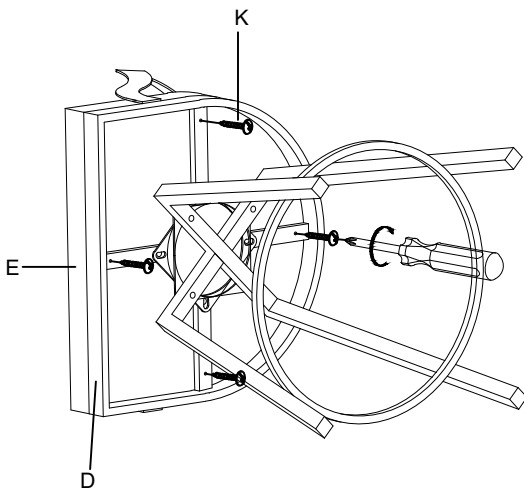
NO	PARTS LIST		QTY	NO	HARDWARE LIST		QTY
A		LOWER LEG	1	F		ALLEN BOLT 1/4*15MM	4
B		UPPER LEG	1	G		ALLEN BOLT 1/4*30MM	4
C		BOTTOM RING	1	H		SPRING WASHER Ø1/4" x Ø10mm x 2mm	8
D		BACK WITH SWIVEL PLATE	1	I		FLAT WASHER Ø1/4" x Ø13mm x 2mm	8
E		SEAT CUSHION	1	J		ALLEN KEY	1
				K		SCREW 4*25MM	4




STEP 1



STEP 2



STEP 3



COMPLETED

⚠ For items use on wooden floor, hard surfaces or carpets, it is recommended to install protective pads under all legs and supports to avoid/prevent from damages/scratches and discoloration
Do not tighten bolts until completely assembled