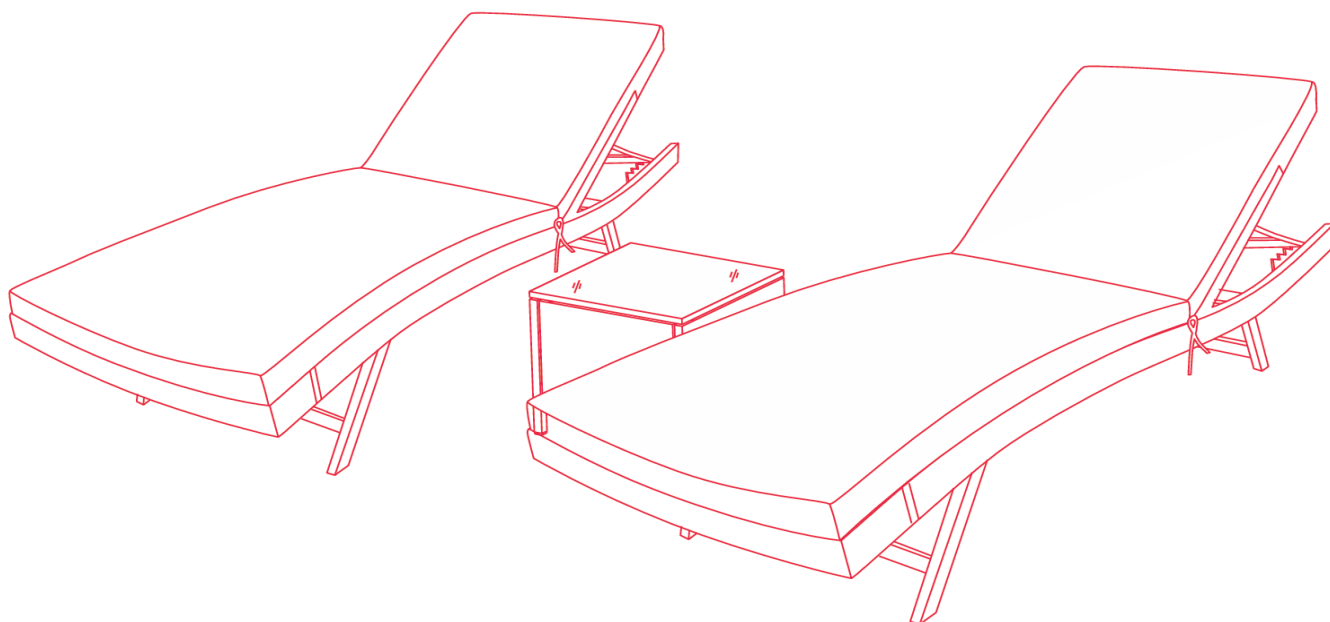


Polo 3-piece Chaise Lounge Set



Safety precautions

⚠ WARNING

- Please read and understand this entire manual before attempting to assemble or install the product.
 - Some parts may contain sharp edges. Please wear protective gloves when assemble or install the product.
 - Assemble the item on a soft, non-abrasive surface such as carpeting to avoid damage.
 - Keep all children and pets away from assembly area. Children and pets should be supervised when they are in the area of the sofa set construction.
 - Item is heavy. Please handle with care. Two or more people are required for this assembly.
-

CAUTION

- Chair is for seating purpose only. Do not stand on or use any part of this item as a step ladder.
- Recommended maximum sitting weight for the chair set is 286lbs/130kgs. Please do not exceed the weight limitations of this item.
- Firmly secure all bolts, screws and knobs before use.
- Reconfirm that all bolts, screws, and knobs are secure every 90 days.
- Do not use or store this item in the proximity of open flame or flammable/combustible chemicals.
- If any parts are missing, broken, damaged, or worn, stop using this product until repairs are made and/or factory replacement parts are installed.

ATTENTION

- Before assembling of product, compare every part with parts list. If any part is missing or damaged, do not attempt to assemble the product and contact us immediately.
- We care about every customer's using experience, please feel free to chat us if have some advice, efficient solution would be offered soon.
- Recommend to use waterproof furniture cover for entire Patio chaise lounge Set when out of use to keep them longer performance.
- Chair cushion cover can be removable and clean up by cleaner when have stains.

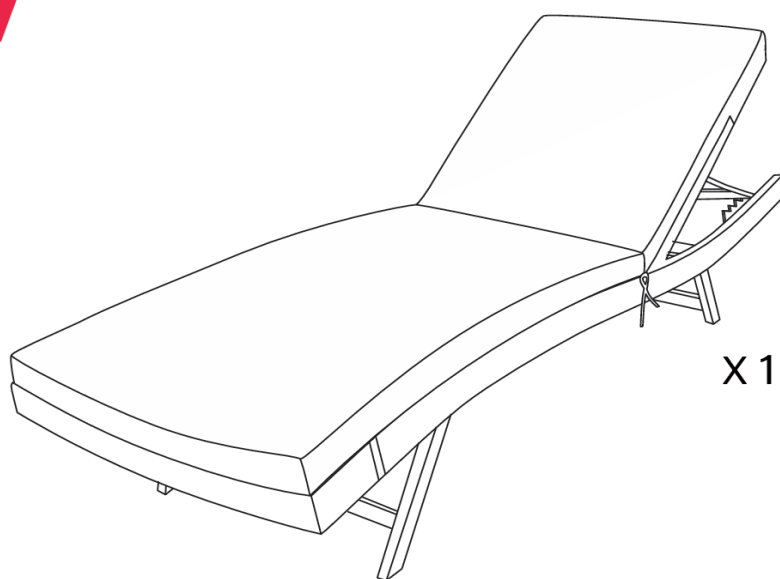
Warranty Coverage Requirements:

- Pictures of the damaged parts.
- Please gather all of this information BEFORE you contact us.
- Do not use this item in a way inconsistent with the manufacturer's instructions as this could void the product warranty.

Instructions **Patio lounge chair**

- The patio chaise lounge set is delivered with two boxes. there are one patio lounge chair and patio table in one box, and one patio lounge chair in another box.
- The accessories list and installation instructions of one patio lounge chair are as follows.

Number



X1

Parts

A1 1PCS



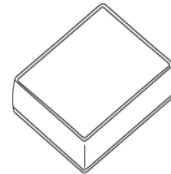
A2 1PCS



A3 2PCS



A4 1PCS



M6*25 4/PC

a1



4/PC

a2



1/PC

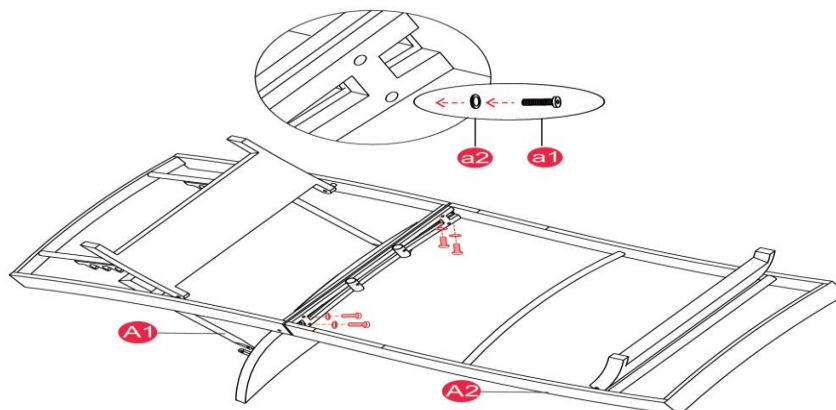
a3



Instructions

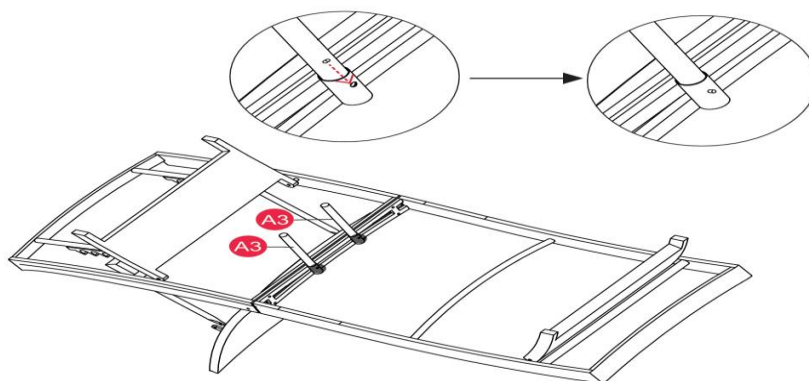
Patio lounge chair

Step1



NOTICE: Please assemble the item on a soft, non-abrasive surface such as carpeting to avoid damage.

Step2

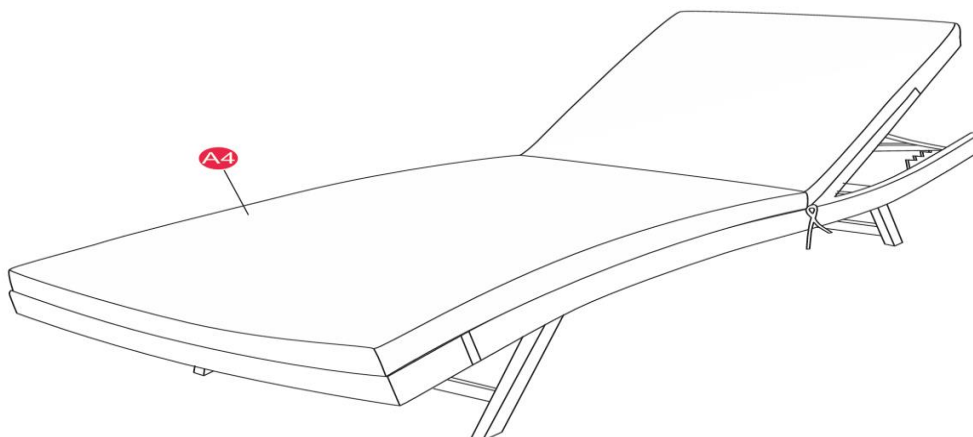


3

Instructions

Patio lounge chair

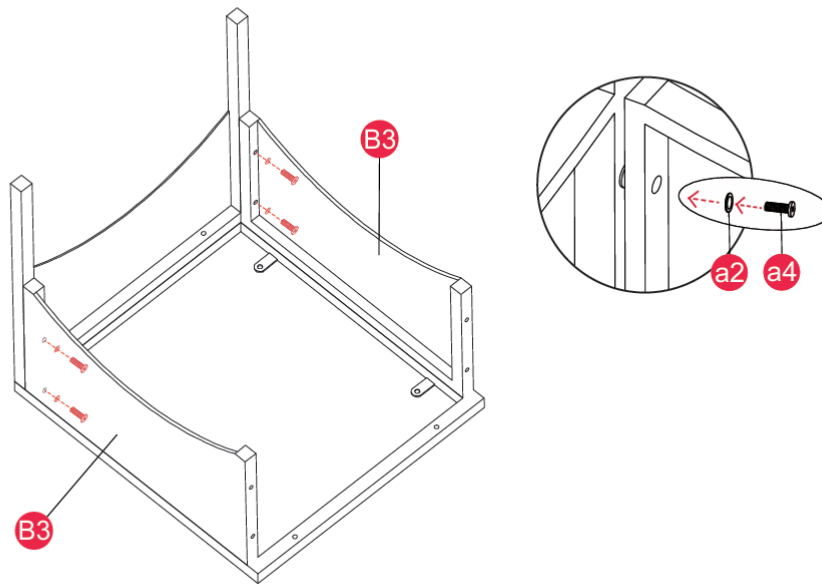
Step3



NOTICE: You can fix the cushion through the band.

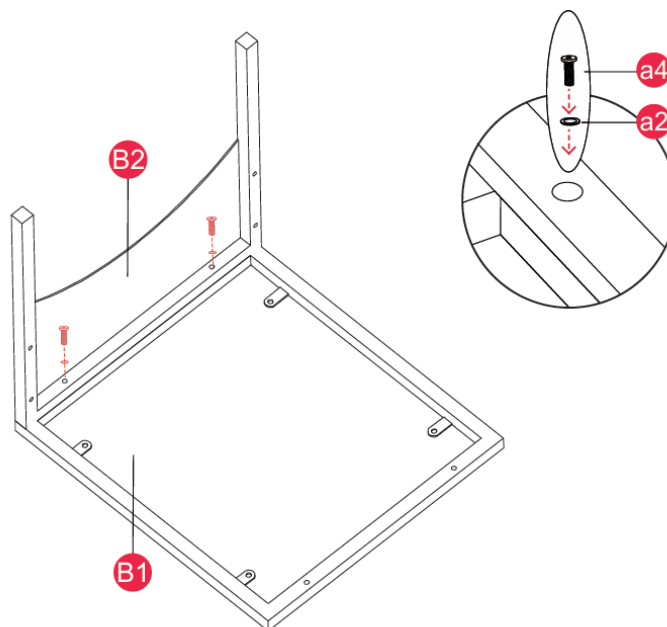
Polo 3-piece Chaise Lounge Set

■ Step2



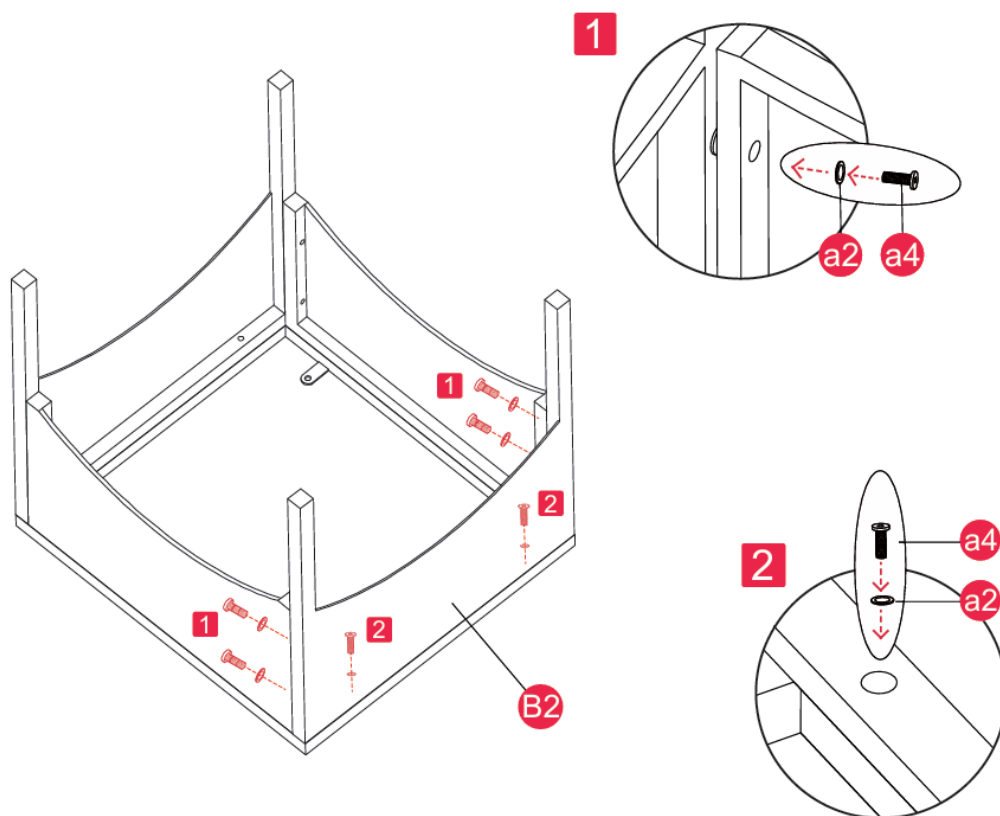
Instructions patio table

■ Step1



Instructions patio table

Step3



Step4

