

ASSEMBLY INSTRUCTION

ITEM NO : 194S9649BE/DG#SC

(1/3) VT-Reversible 2-seater with pull-out bed

(Backrest and Pillow are stored in carton)

(2/3) VC- Reversible chaise with hidden storage.

(3/3) A- Two arms

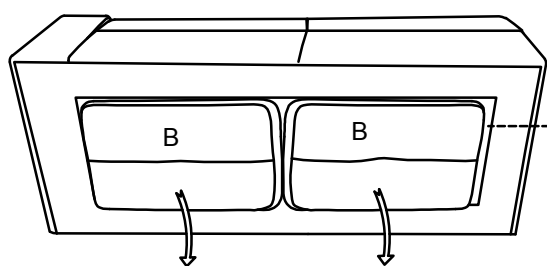


Legs and hardware are stored in the box, please take out for assembly

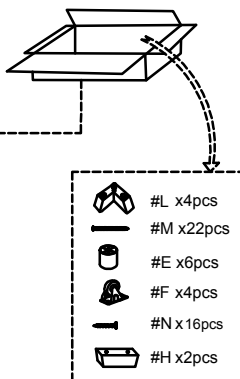
NOTE: Do not use power tools for assembly. Power tools increase the risk of over tightening which lead to splitting or crcking the wood.

Location of KD parts

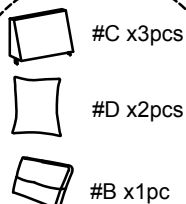
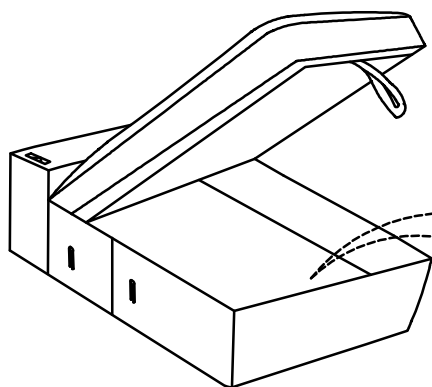
194S9649BE-VT/194S9649DG-VT



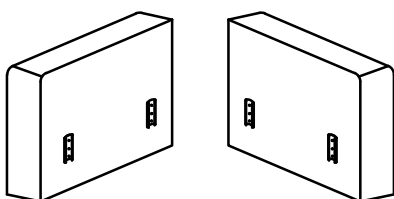
LEG+HARDWARE BOX



194S9649BE-VC/194S9649DG-VC



194S9649BE-A/194S9649DG-A



2-SEATER PART LIST

No.	Description	Diagram	Quantity
A	LOVESEAT		1
B	BACK CUSHION		2
C	BACK REST		2
D	PILLOW		1
E	ROUND PLASTIC LEGS		4
F	CASTER		4

CHAISE PART LIST

No.	Description	Diagram	Quantity
G	CHAISE		1
B	BACK CUSHION		1
C	BACK REST		1
D	PILLOW		1
E	ROUND PLASTIC LEGS		2
H	PLASTIC LEGS		2

ARM PART LIST

No.	Description	Diagram	Quantity
I	LEFT ARM		1
K	RIGHT ARM		1
L	CORNER PLASTIC LEGS		4

HARDWARE LIST

No.	Description	Diagram	Quantity
M	SCREW M5 x 50MM		22
N	SCREW M4 x 25MM		16



ASSEMBLY INSTRUCTION

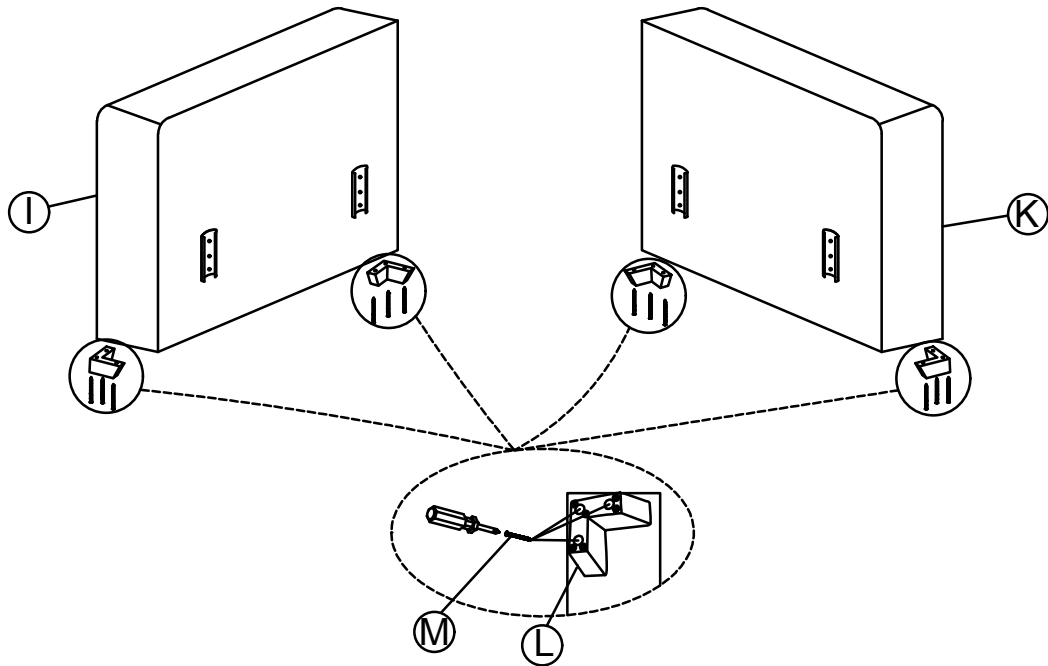
ITEM NO : 194S9649BE/DG#SC

(1/3) VT-Reversible 2-seater with pull-out bed
(Backrest and Pillow are stored in carton)

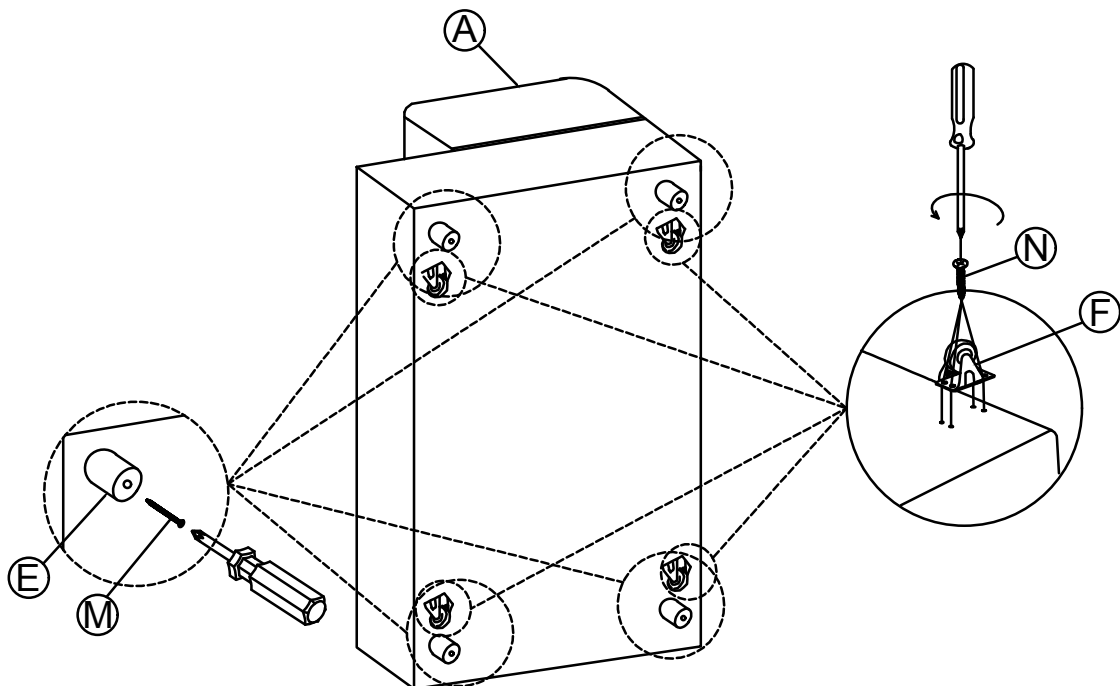
(2/3) VC- Reversible chaise with hidden storage.

(3/3) A- Two arms

STEP 1



STEP 2



ASSEMBLY INSTRUCTION

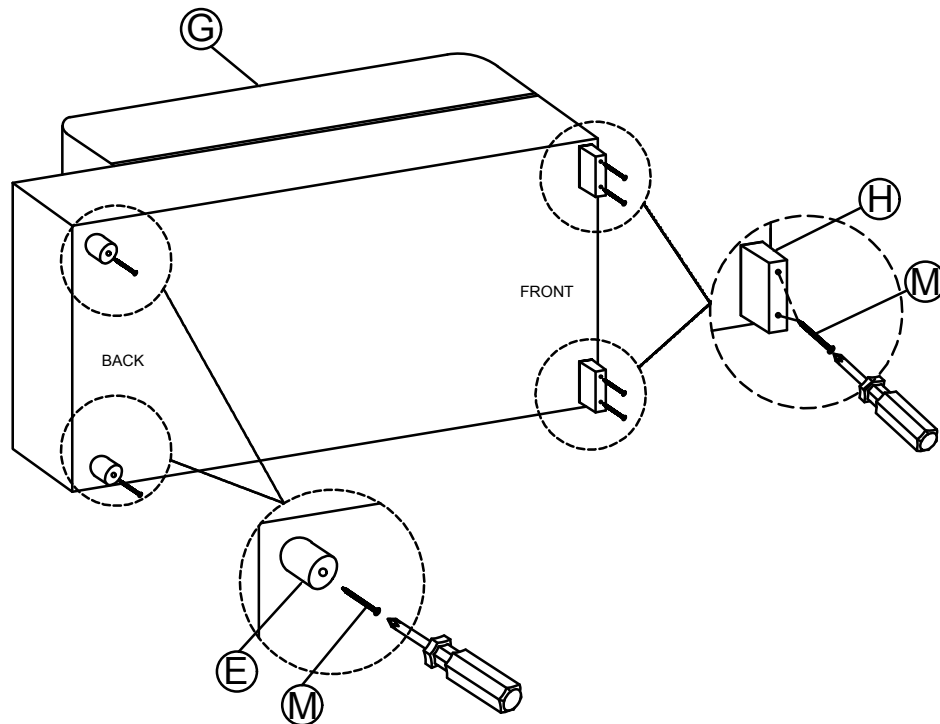
ITEM NO : 194S9649BE/DG#SC

(1/3) VT-Reversible 2-seater with pull-out bed
(Backrest and Pillow are stored in carton)

(2/3) VC- Reversible chaise with hidden storage.

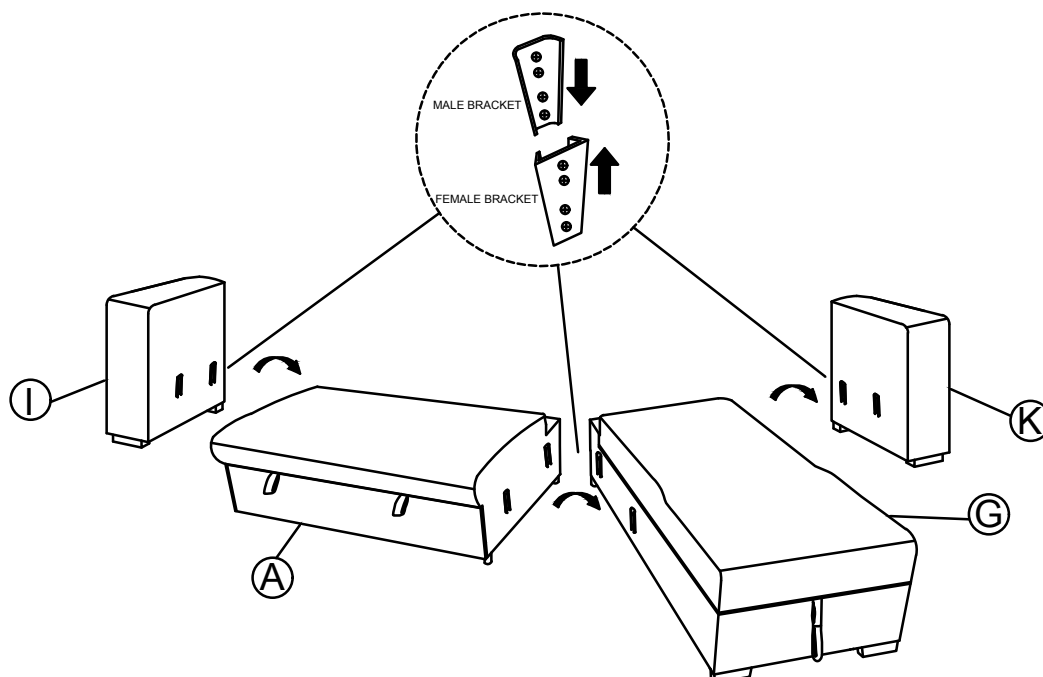
(3/3) A- Two arms

STEP 3



STEP 4

Please note the positions of Loveseat (A) and Chaise (G) can be changed/ reversible



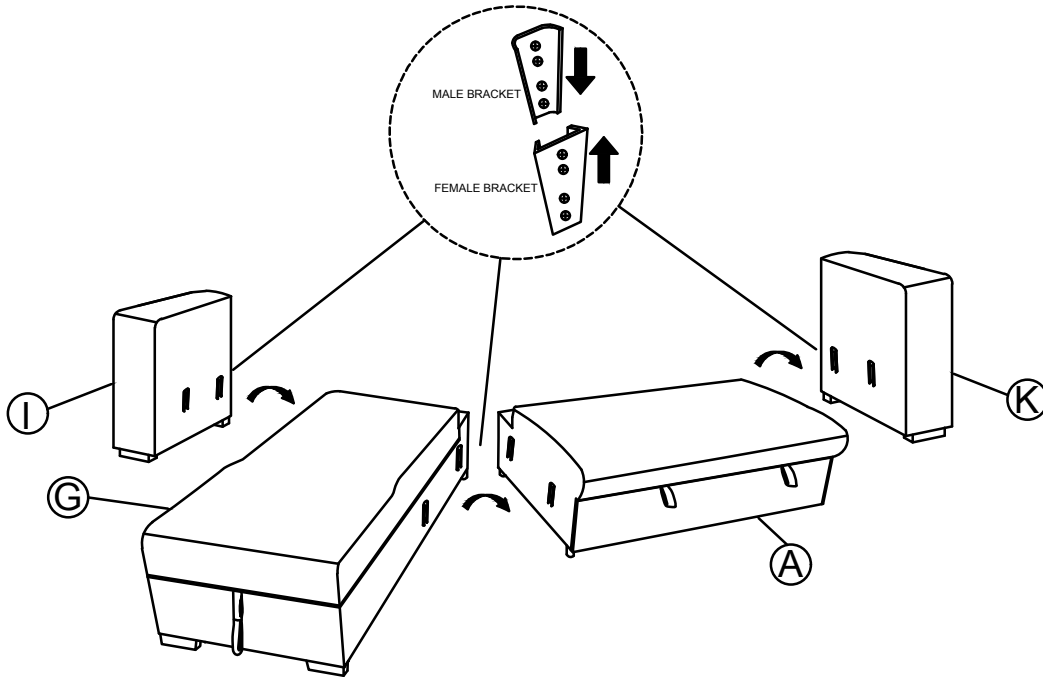
ASSEMBLY INSTRUCTION

ITEM NO : 194S9649BE/DG#SC

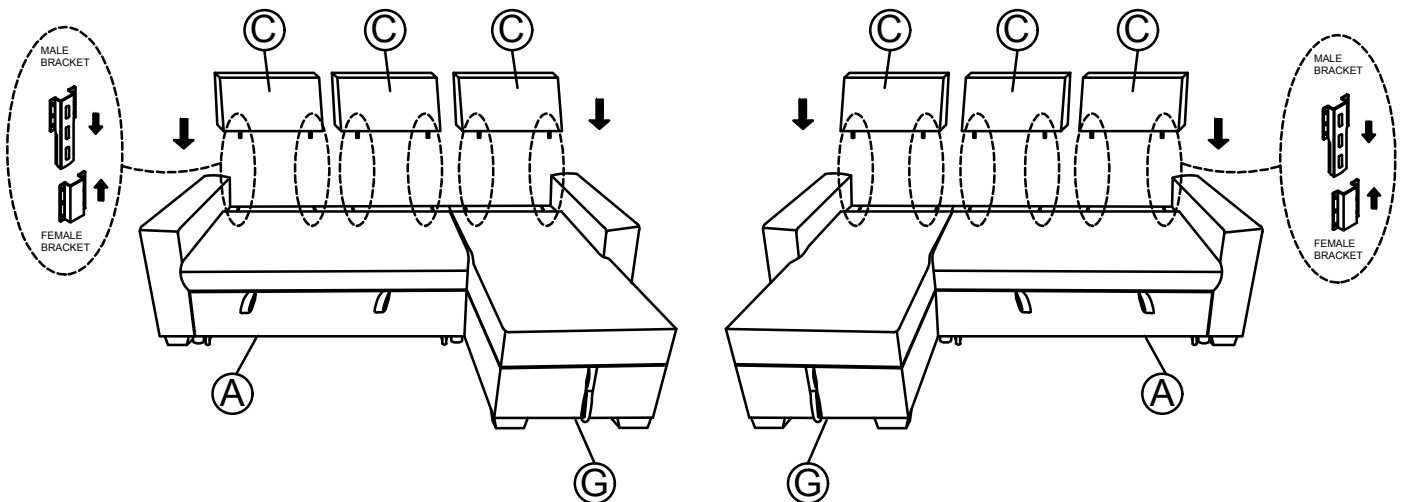
(1/3) VT-Reversible 2-seater with pull-out bed
(Backrest and Pillow are stored in carton)

(2/3) VC- Reversible chaise with hidden storage.

(3/3) A- Two arms



STEP 5



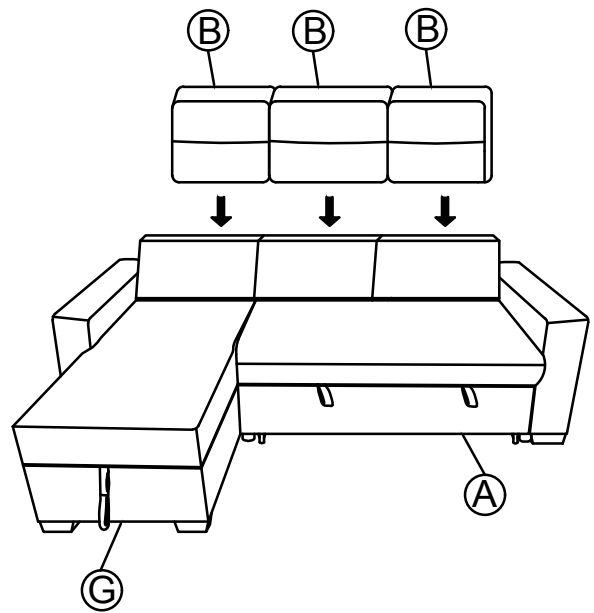
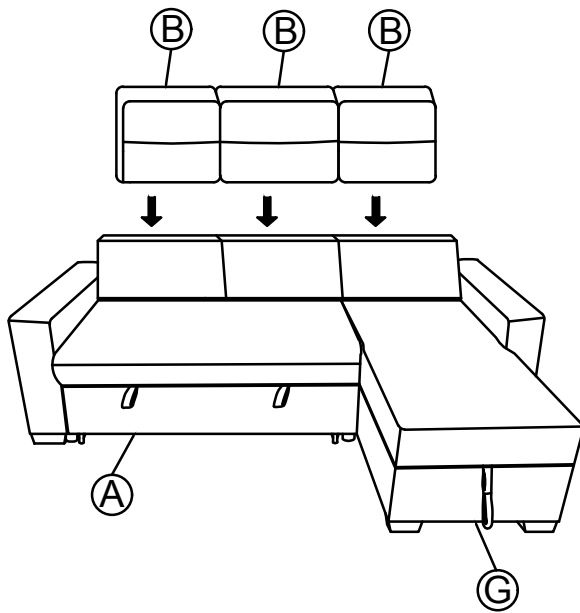
ASSEMBLY INSTRUCTION
ITEM NO : 194S9649BE/DG#SC

(1/3) VT-Reversible 2-seater with pull-out bed
(Backrest and Pillow are stored in carton)

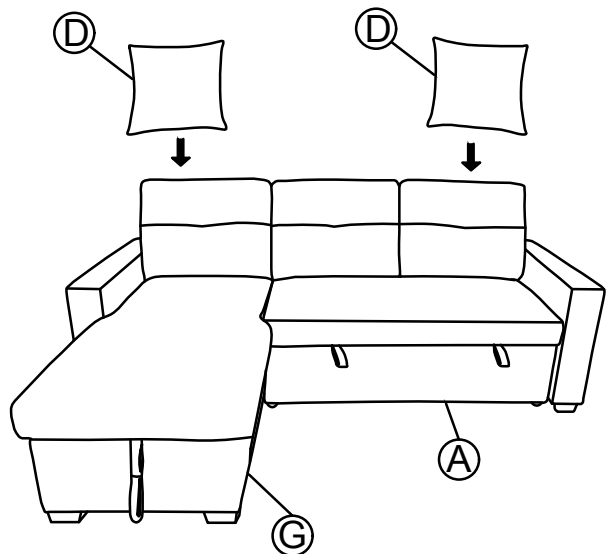
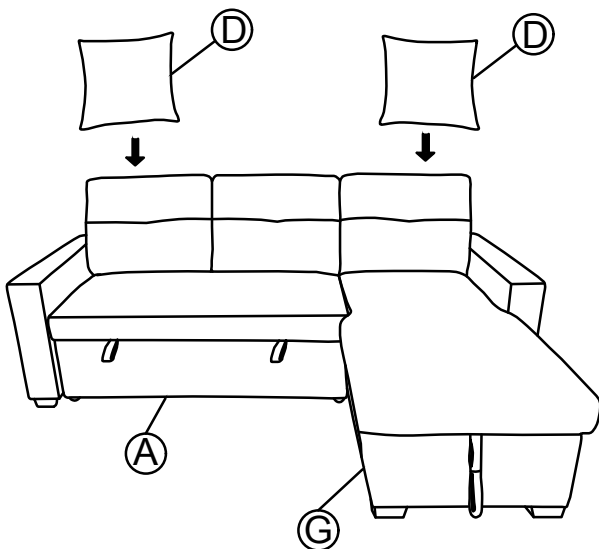
(2/3) VC- Reversible chaise with hidden storage.

(3/3) A- Two arms

STEP 6



STEP 7



ASSEMBLY INSTRUCTION

ITEM NO : 194S9649BE/DG#SC



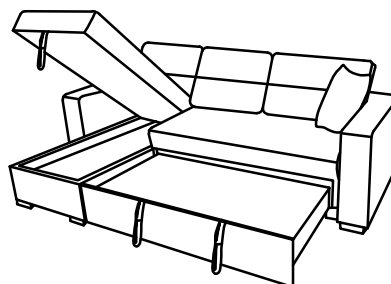
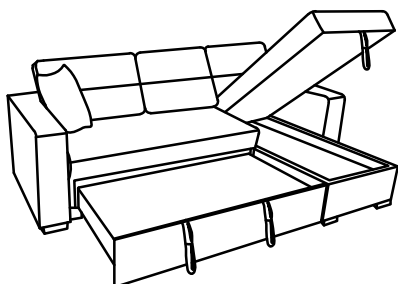
(1/3) VT-Reversible 2-seater with pull-out bed

(Backrest and Pillow are stored in carton)



(2/3) VC- Reversible chaise with hidden storage.

(3/3) A- Two arms

STEP 8



Completed.



Care Instruction for Fabric Furniture:

In order to maintain the original appearance of your Fabric furniture, please follow below simple care procedures:

- Avoid exposing furniture directly to sunlight or heating and air conditioning outlets. Sunlight and or exposure to heating and air conditioning outlets will fade/damage Fabric.
- Vacuum or wipe with a soft cloth to remove dust.
- Hardware may loosen over time. Periodically check to make sure all connections are tight, Re-tighten if necessary.



For item use on wooden floor, hard surfaces, or carpets, it is recommended to install protective pads under all legs and supports to avoid/prevent from damages/scratches and discoloration.