



ASSEMBLY INSTRUCTIONS





CHAISE LOUNGE



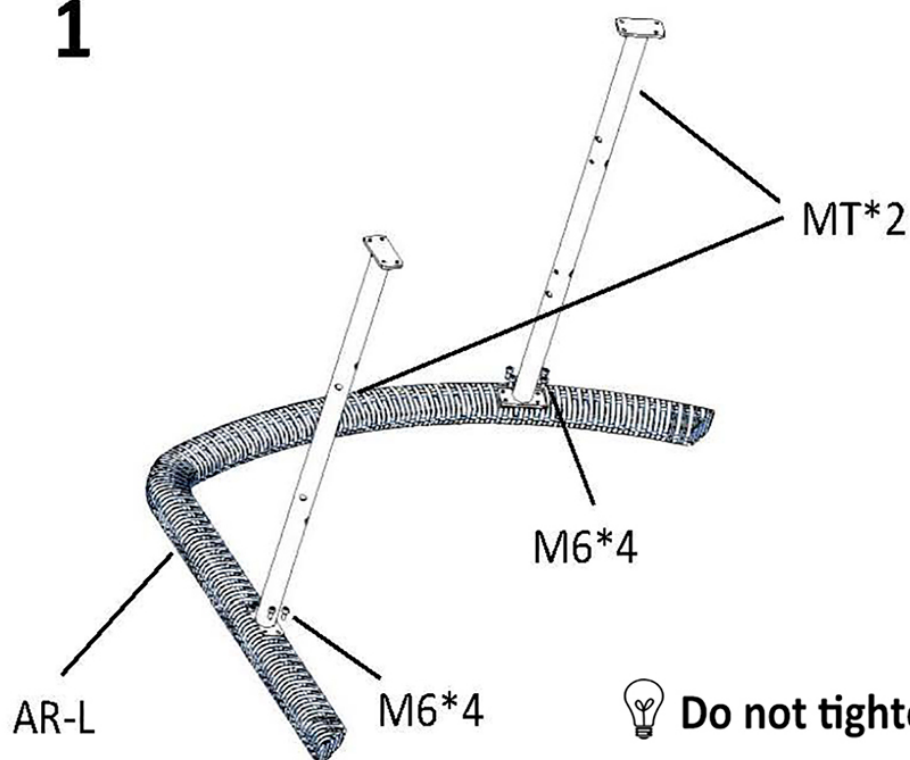
SCAN FOR ASSEMBLY VIDEO AND ONLINE
INSTRUCTION MANUAL

CHAISE LOUNGE ASSEMBLY PARTS

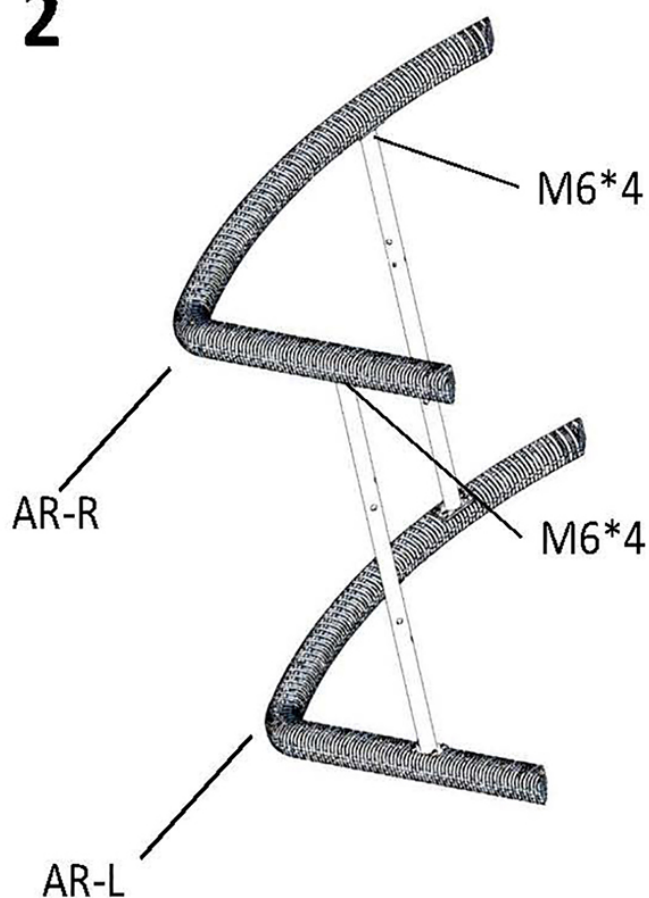
PART	DESCRIPTION	IMAGE	QTY
68020-001 (BR) 68020-002 (BH) 68020-007 (SBR)	Head Area of Body (Pre-assembly)		1
68020-003 (BF) 68020-006 (FF) 68020-008 (C-FF)	Foot Area of Body (Pre-assembly)		1
68020-004 (AR-L)	Left Armrest		1
68020-005 (AR-R)	Right Armrest		1
68020-009 (PS)	Plastic Screw		2
68020-010 (PW)	Plastic Wrench		1
68020-011 (MT)	Metal Tube		2
68020-012 (M8)	Bolt(M8*45mm)		5
68020-013 (M6)	Bolt(M6*16mm)		18
68020-014 (M8-AK)	Allen Key(M8)		1
68020-015 (M6-AK)	Allen Key(M6)		1

*Note: Recommended for two people to finish the assembly.

1

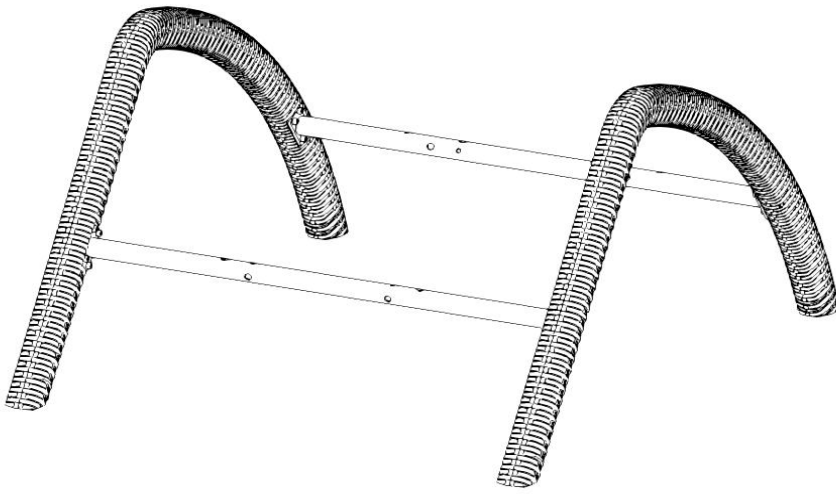


2

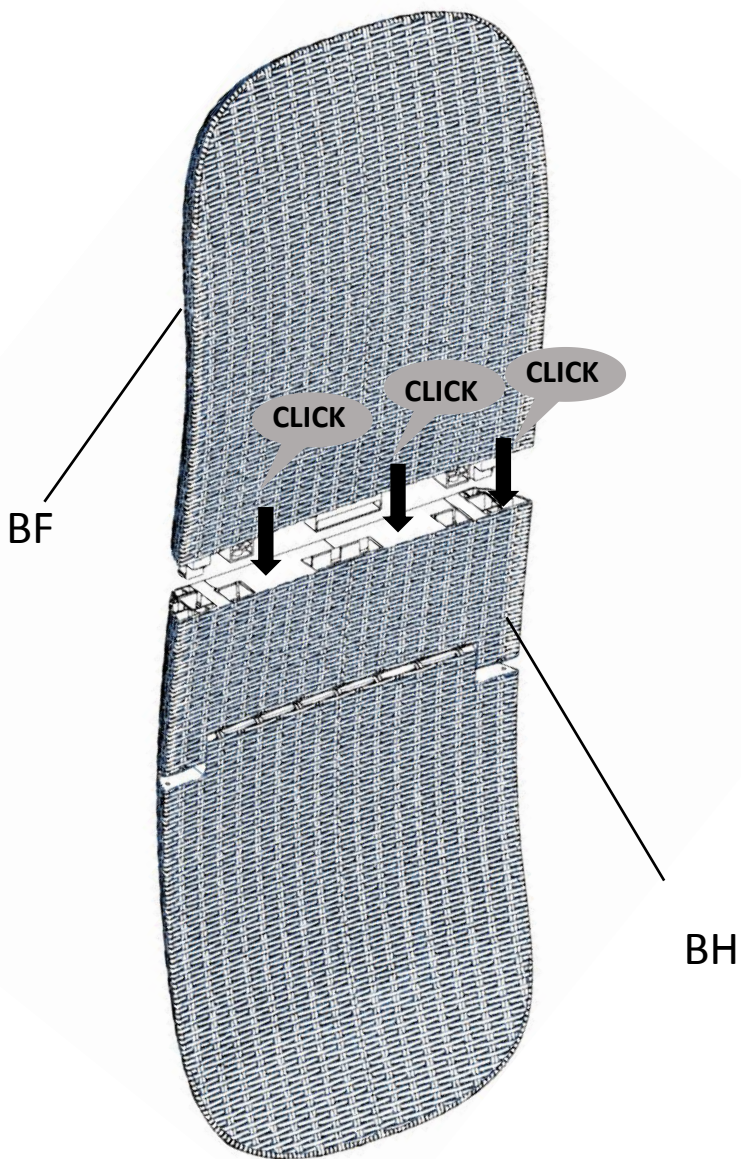


 **Tighten the bolts when all bolts lines up!!**

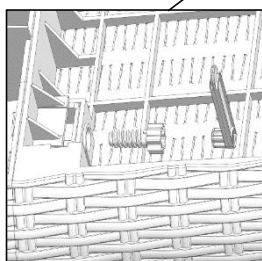
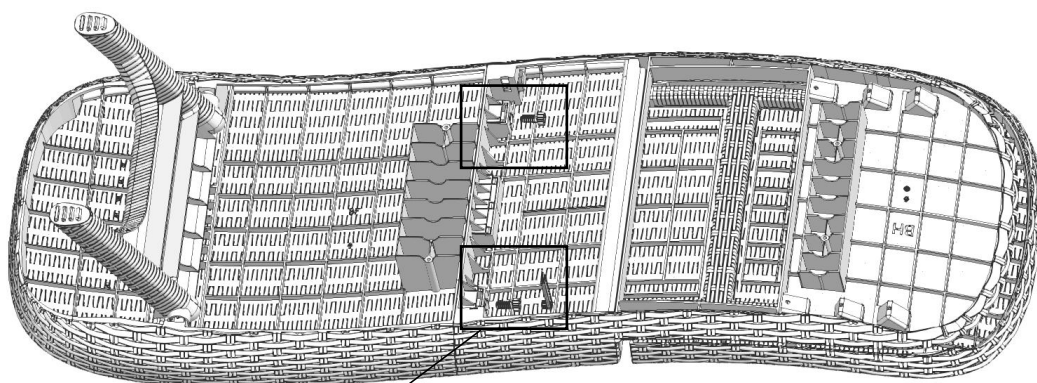
3



4

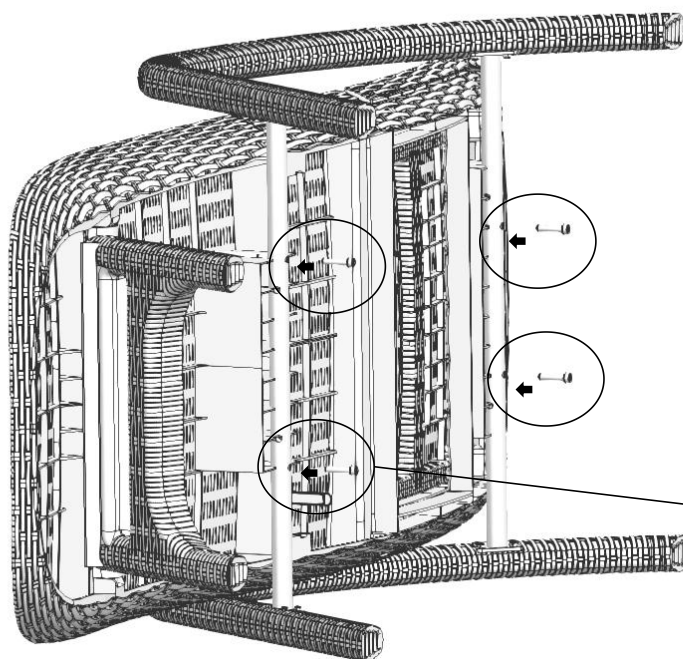


5

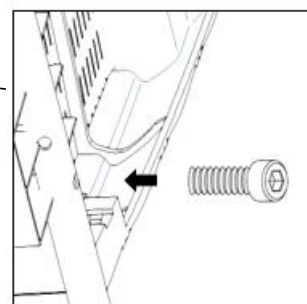


PS*2


6














M8*4



7



Care & Maintenance

- ⊘  ● Prolonged exposure to rain may cause rusting which can stain floors.
- ⊘  ● Do not put hot items directly on furniture surface.
- ⊘  ● Do not clean furniture with harsh cleansers or polish.
- ✓  ● To obtain the longest lifespan of your outdoor products, minimizing exposure to direct sunlight is recommended.
- ⊘  ● Children should not climb or jump on the furniture.
- ⊘  ● Do not write on furniture without a padded barrier to protect the surface.
- ✓  ● To obtain the longest lifespan of your outdoor products, avoid extended and lengthy exposure to rain, snow, and direct sunshine. Whenever possible cover the product and /or place under patio or awnings.
- ⊘  ● Not for commercial use. For residential use only.
- ⊘  ● Stains may be removed with mild soap solution and damp cloth.
- ✓  ● Keep away from sources of ignition.
- ✓  ● Dust and pick-up spills using a clean, non-colored, lint-free cloth.