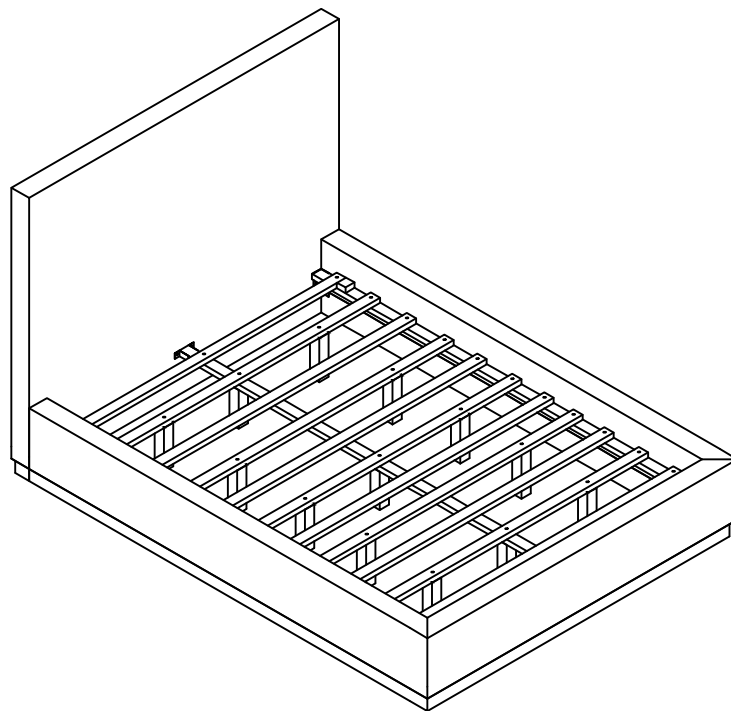




ASSEMBLY INSTRUCTIONS COASTER FINE FURNITURE



Fine Furniture for every stage of life

302053KE (B1-B3) Eastern King Bed

ITEM: 302053KE (B1-B3)



ASSEMBLY INSTRUCTION

ASSEMBLY TIPS:

1. Remove hardware from box and sort by size.
2. Please check to see that all hardware and parts are present prior to start of assembly.
3. Please follow attached instruction in the same sequence as numbered to assure fast & easy assembly.



WARNING!

1. Don't attempt to repair or modify parts that are broken or defective. Please contact the store immediately.
2. This product is for home use only and not intended for commercial establishment.



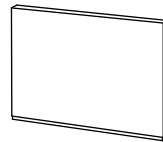
ASSEMBLY TIME

15 MINUTES

PARTS IDENTIFICATION

B1 (BOX 1)

A HEADBOARD



1PC

B2 (BOX 2)

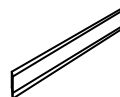
B FOOTBOARD



1PC

B3 (BOX 3)

C BED RAIL




2PCS

D CENTER RAIL



1PC

E ROLL SLAT (13PCS)



1SET

F CENTER RAIL SUPPORT
WITH LEVELER



3PCS

G BED SLAT SUPPORT
WITH LEVELER



10PCS

ITEM: 302053KE (B1-B3)



ASSEMBLY INSTRUCTION

ASSEMBLY TIPS:

1. Remove hardware from box and sort by size.
2. Please check to see that all hardware and parts are present prior to start of assembly.
3. Please follow attached instruction in the same sequence as numbered to assure fast & easy assembly.




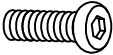



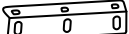


WARNING!

1. Don't attempt to repair or modify parts that are broken or defective. Please contact the store immediately.
2. This product is for home use only and not intended for commercial establishment.

HARDWARE IDENTIFICATION

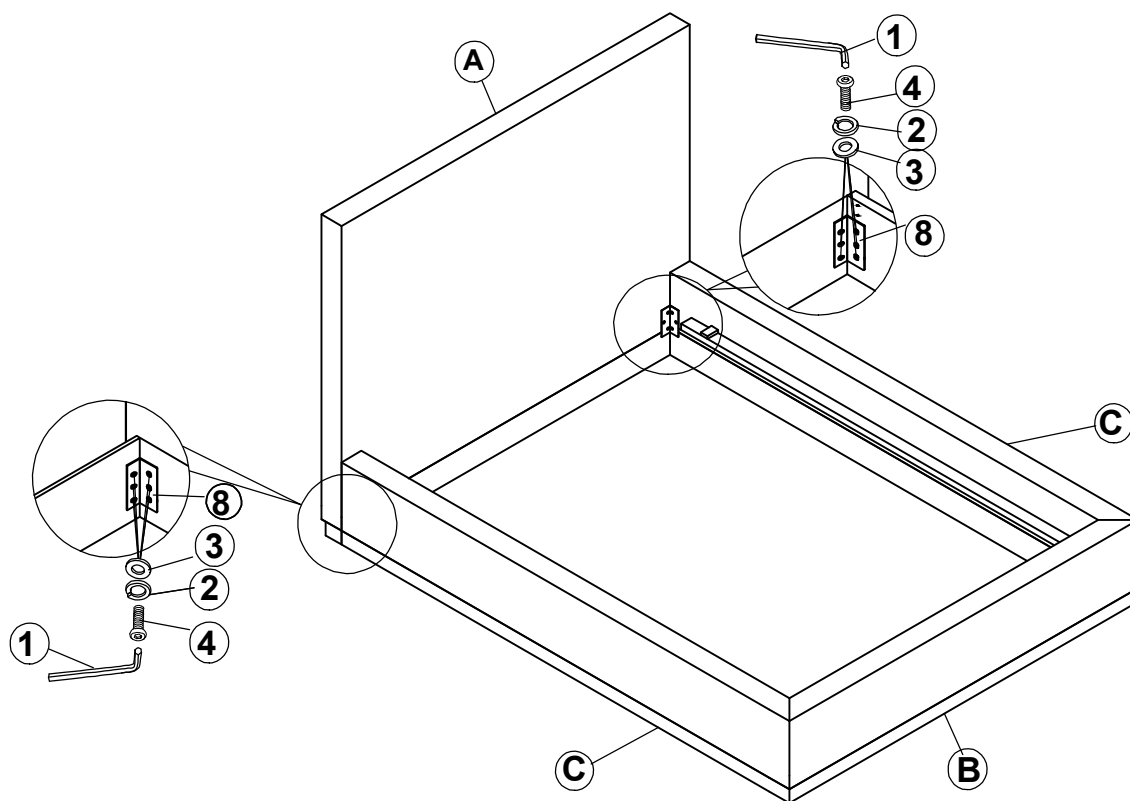
Z-B3 (BOX 3) - HARDWARE PACK IS LOCATED IN 302053KE (B3)

1	ALLEN WRENCH (5mm - RBW)		1PC
2	LOCK WASHER (Ø5/16" - RBW)		24PCS
3	FLAT WASHER (Ø5/16" - RBW)		24PCS
4	BOLT (Ø5/16"x 25mm - RBW)		24PCS
5	LONG FLAT HEAD SCREW (M4 x 35mm - RBW)		30PCS
6	SHORT FLAT HEAD SCREW (M4 x 12mm - RBW)		2PCS
7	U BRACKET		2PCS
8	METAL BRACKET		4PCS

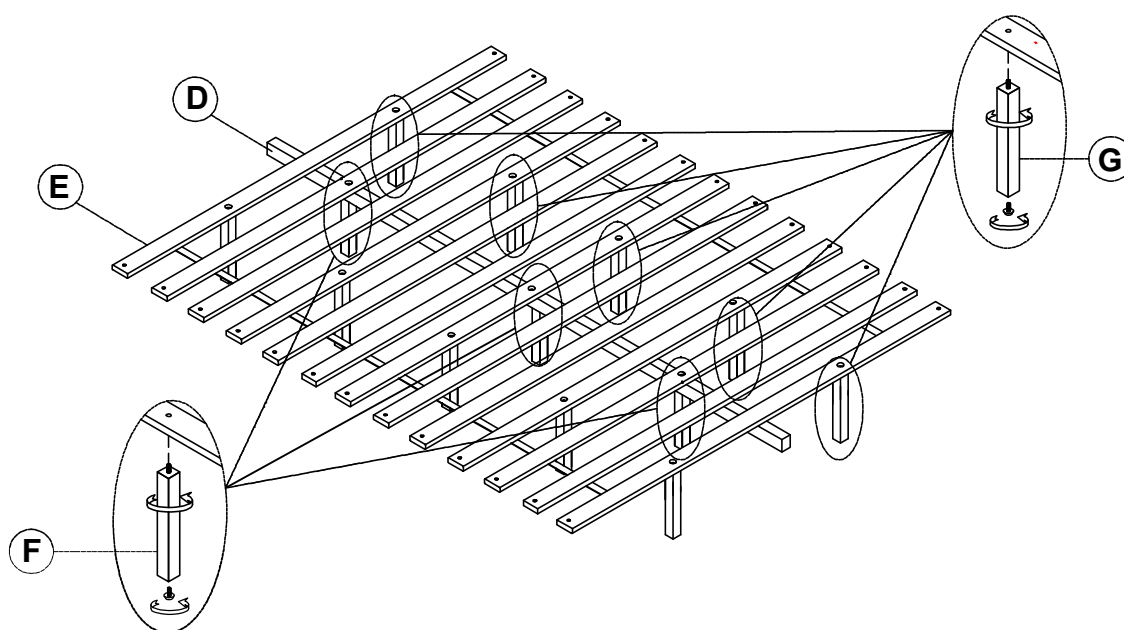
ITEM: **302053KE (B1-B3)**

ASSEMBLY INSTRUCTION

STEP 1



STEP 2

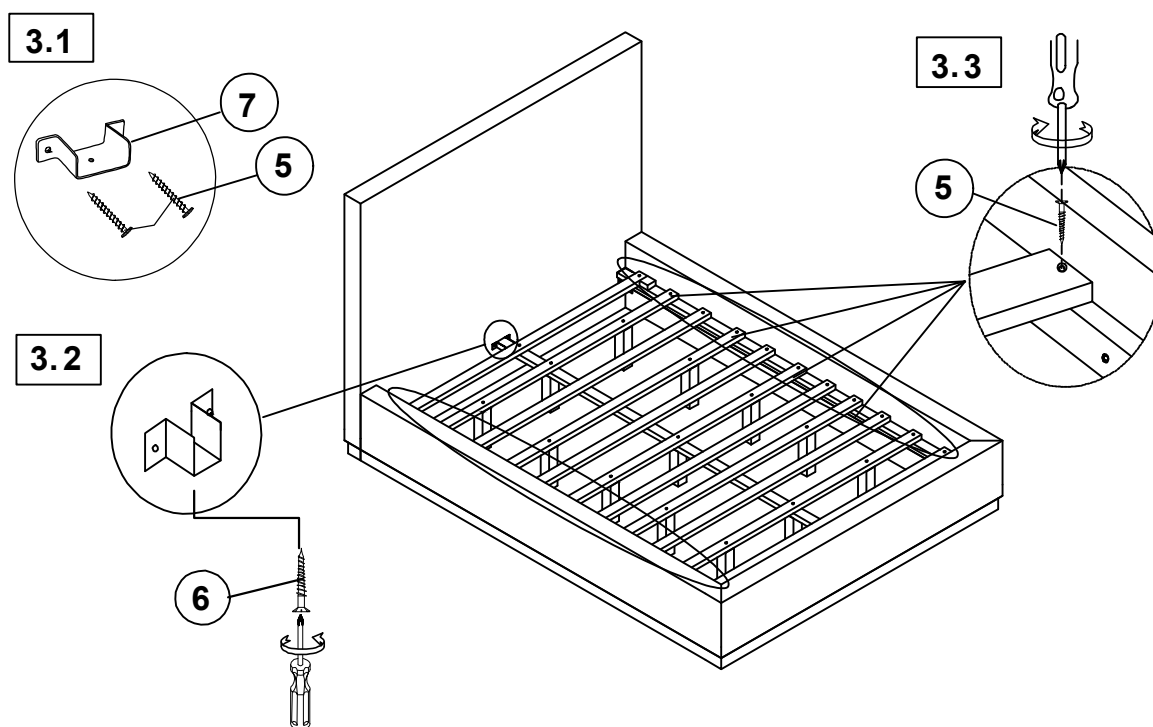


ITEM: **302053KE (B1-B3)**

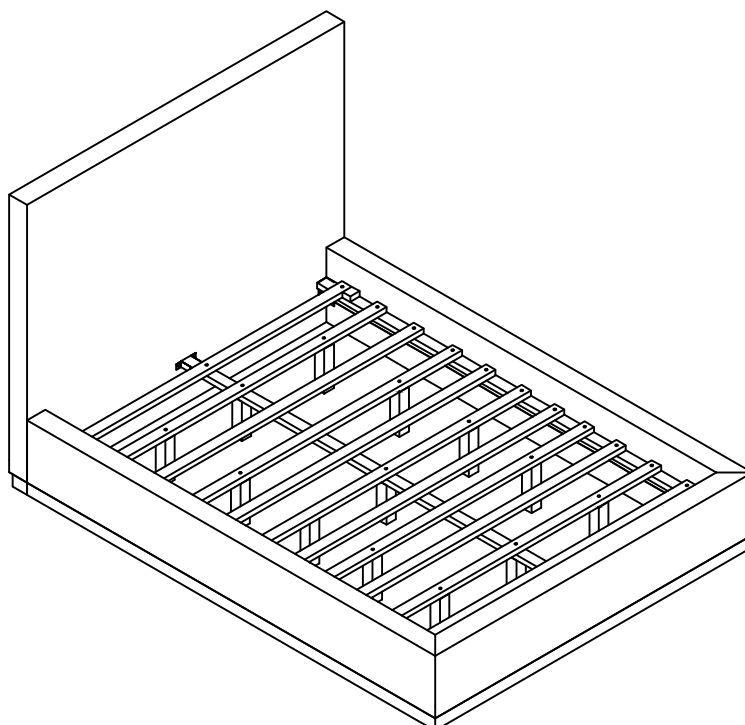


ASSEMBLY INSTRUCTION

STEP 3



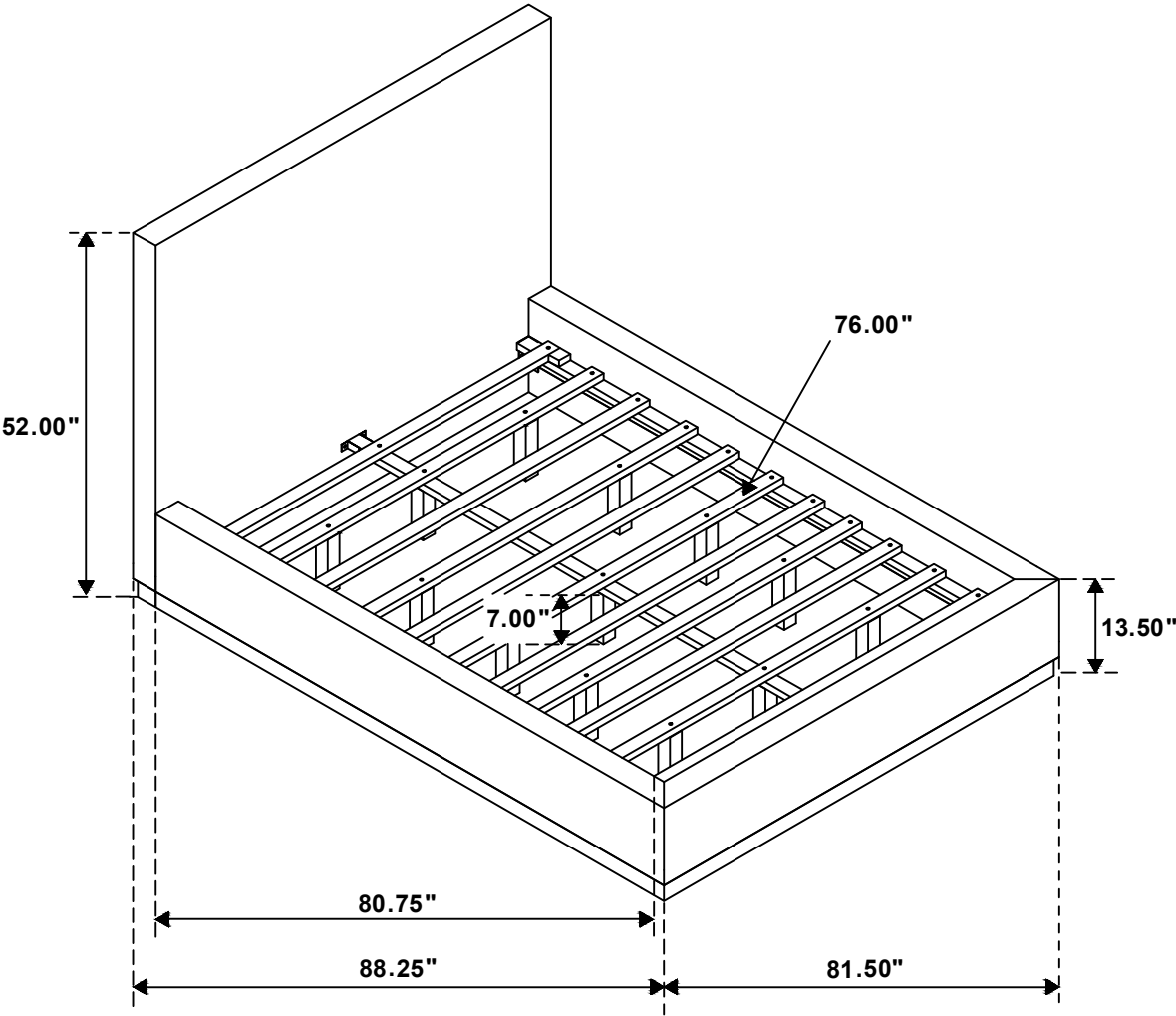
STEP 4 COMPLETE



ITEM: **302053KE (B1-B3)**



Inner size: 76.00"W x 80.00"D



Note: Dimension tolerance $\pm 5\%$