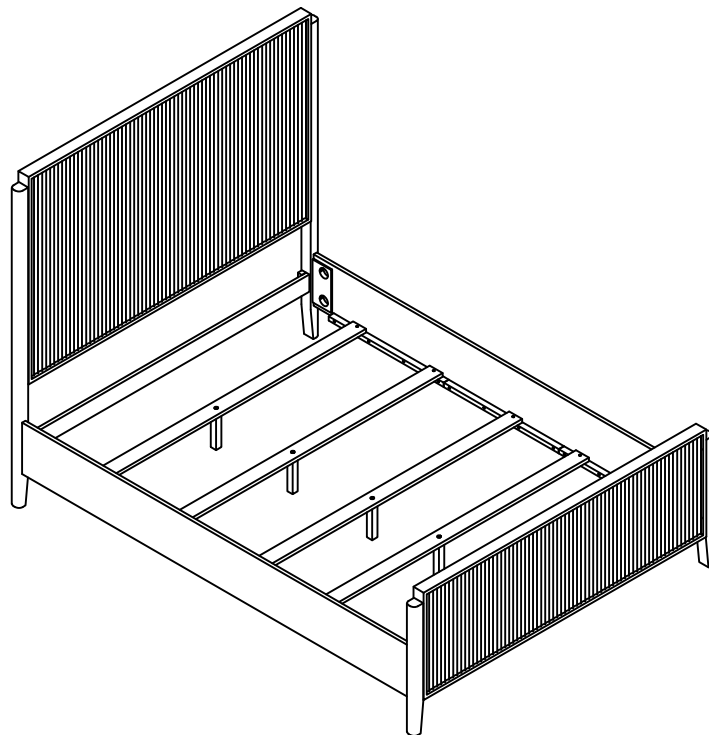




ASSEMBLY INSTRUCTIONS COASTER FINE FURNITURE



Fine Furniture for every stage of life

224711Q(B1-B3)
Queen Bed

ITEM: 224711Q(B1-B3)



ASSEMBLY INSTRUCTIONS

ASSEMBLY TIPS:

1. Remove hardware from box and sort by size.
2. Please check to see that all hardware and parts are present prior to start of assembly.
3. Please follow attached instructions in the same sequence as numbered to assure fast & easy assembly.



WARNING!

1. Don't attempt to repair or modify parts that are broken or defective. Please contact the store immediately.
2. This product is for home use only and not intended for commercial establishments.



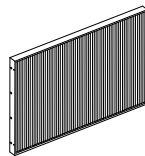
ASSEMBLY TIME

30 MINUTES

PARTS IDENTIFICATION

B1 (BOX 1)

A HEADBOARD PANEL



1PC

B HEADBOARD BOTTOM RAIL



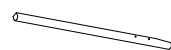
1PC

C LEFT HEADBOARD LEG



1PC

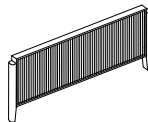
D RIGHT HEADBOARD LEG



1PC

B2 (BOX 2)

E FOOTBOARD



1PC

B3 (BOX 3)

F BED RAIL



2PCS

G BED SLAT



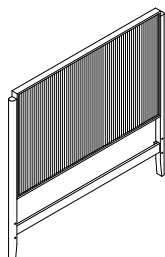
4PCS

H BED SLAT SUPPORT WITH LEVELER



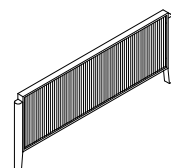
4PCS

HB 224711Q (B1)
FROM BOX 1
HEADBOARD
COMPLETE



1PC

FB 224711Q (B2)
FROM BOX 2
FOOTBOARD
COMPLETE



1PC

NOTE:

Phillips head screw driver is required in the assembly process; however, manufacturer does not provide this item.

ITEM: 224711Q(B1-B3)



ASSEMBLY INSTRUCTIONS

ASSEMBLY TIPS:

1. Remove hardware from box and sort by size.
2. Please check to see that all hardware and parts are present prior to start of assembly.
3. Please follow attached instructions in the same sequence as numbered to assure fast & easy assembly.

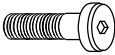





WARNING!

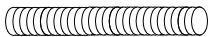
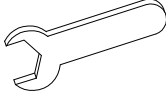



1. Don't attempt to repair or modify parts that are broken or defective. Please contact the store immediately.
2. This product is for home use only and not intended for commercial establishments.

HARDWARE IDENTIFICATION

Z-B1 (BOX 1) - HARDWARE PACK IS LOCATED IN 224711Q (B1)

1	BOLT (5/16" x 38mm - BLK)		10PCS	3	FLAT WASHER (5/16" x 19 x 1.5mm - BLK)		10PCS
2	LOCK WASHER (5/16" - BLK)		10PCS	4	ALLEN WRENCH (4MM - BLK)		1PC

Z-B3 (BOX 3) - HARDWARE PACK IS LOCATED IN 224711Q (B3)

5	THREADED BOLT (5/16" x 75mm - RBW)		8PCS	8	WRENCH (13MM - RBW)		1PC
6	U-SQUARE WASHER (25 x 15 x 2mm - RBW)		8PCS	9	FLAT HEAD SCREW (4 x 32mm - RBW)		8PC
7	HEX NUT (5/16" x 17mm - RBW)		8PCS				

NOTE:

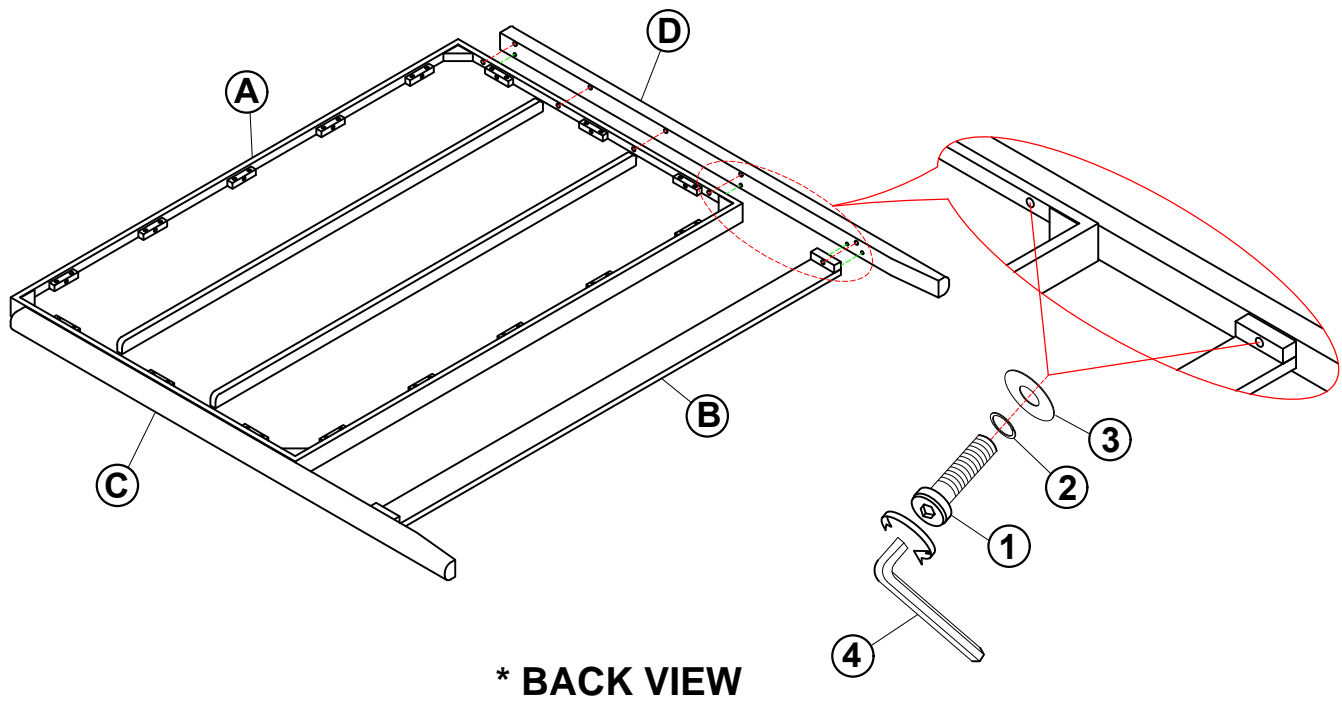
Phillips head screw driver is required in the assembly process; however, manufacturer does not provide this item.

ITEM: 224711Q(B1-B3)

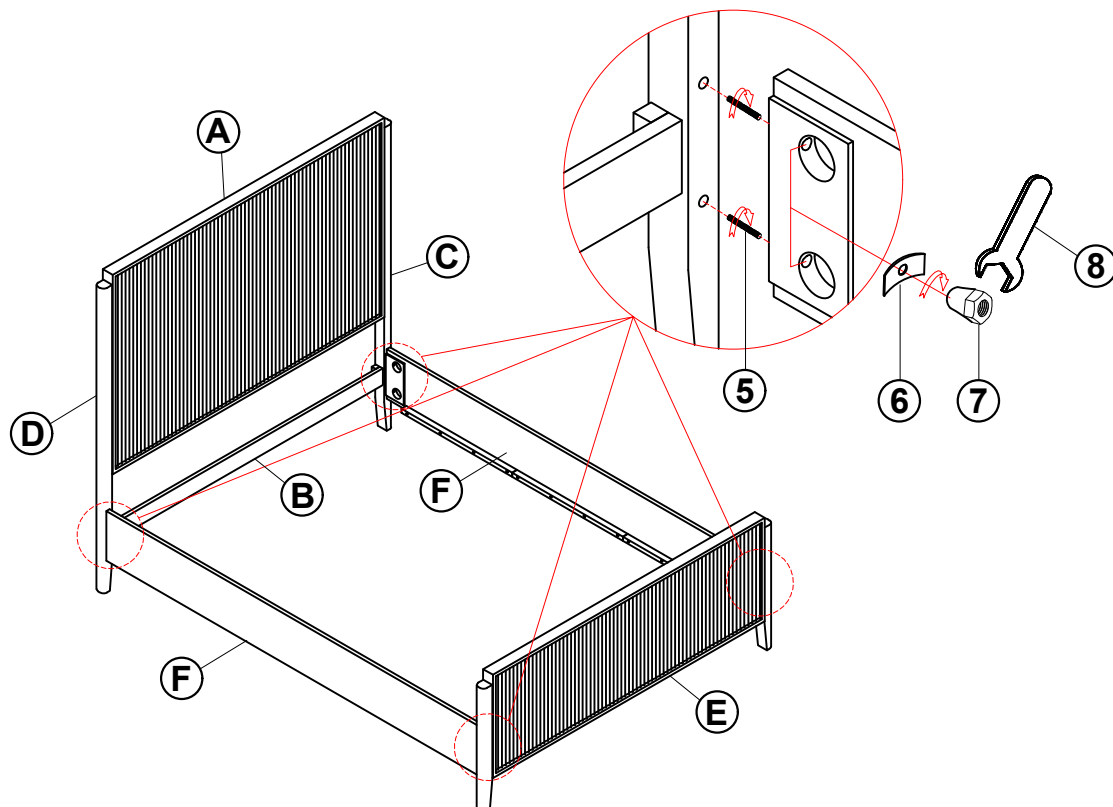
ASSEMBLY INSTRUCTIONS



STEP 1



STEP 2

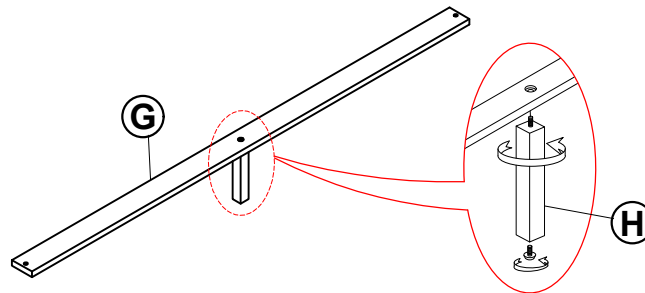


ITEM: **224711Q(B1-B3)**

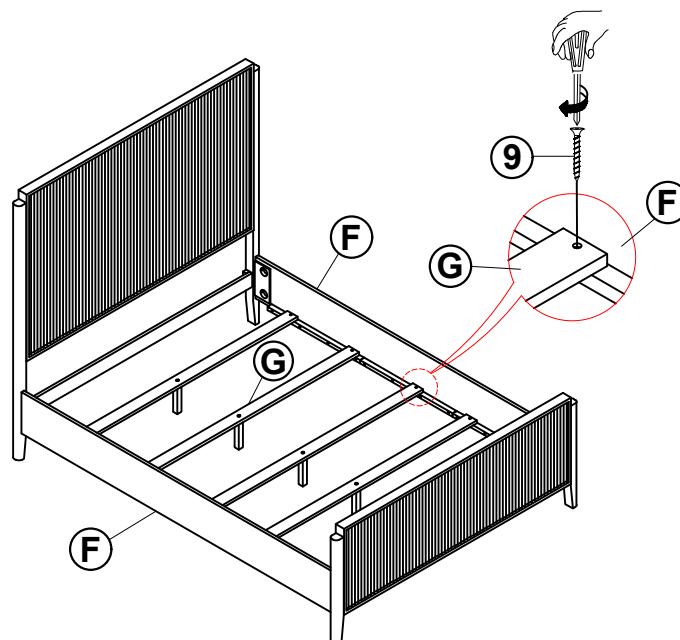
ASSEMBLY INSTRUCTIONS



STEP 3

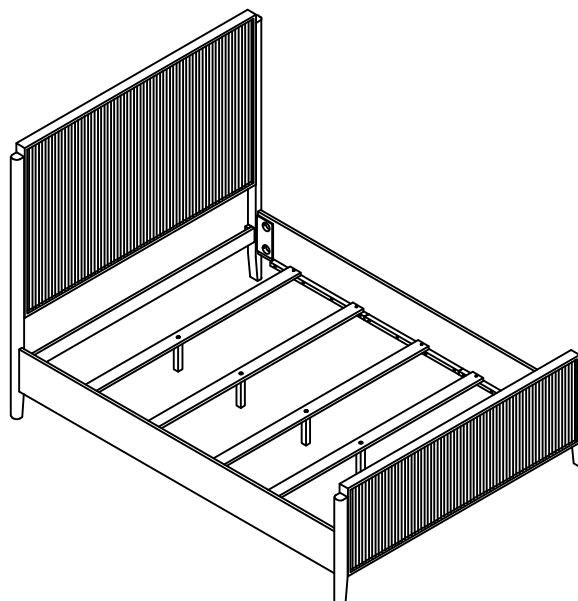


STEP 4



STEP 5

COMPLETE





Technical drawing of a bed frame with dimensions:

- Headboard height: 60.00"
- Headboard width: 59.75"
- Headboard depth: 10.00"
- Footboard height: 25.75"
- Footboard width: 61.00"
- Footboard depth: 5.75"
- Bed width: 81.75"
- Bed length: 85.75"
- Bed height: 6.00"
- Bed depth: 6.50"
- Bed width (including headboard/footboard): 63.75"
- Bed length (including headboard/footboard): 60.75"

COASTERFURNITURE.COM