

DREAMS

IDEA

Instruction Manual



DREAMS/DEA

NO.CH0029

ABOUT US

*D*REAMSIDEA IS A ONE-STOP HOME

FURNISHING AND SERVICE COMPANY BASED IN USA.

WE ARE DEDICATED TO BRINGING YOUR DREAM HOME TO LIFE.

OUR SERVICES COVER FROM DESIGN, PRODUCTION,

DIRECT SELL, STORAGE, AND TRANSPORTATION.

IF REALITY IS THE NEAR SHORE

AND IDEALISM THE FAR SHORE,

*D*REAMSIDEA

AS THE FERRY BETWEEN THEM,

EAGER TO ACCOMPANY YOU ON A JOURNEY

TO YOUR IDEAL HOME.

ITEM NO.CH0029

WARRANTY

We strive to offer high quality product and we also try our best to satisfy each customer that order from us, no matter on products or services as needed. Each customer receives a record of their order, such as the order number or item receipt. For any items that are out of warranty period, you may still be able to purchase the replacement parts from our company if they are available.

Are you having difficulty
with assembly? Missing parts?

Please contact us : info@firstopintl.com

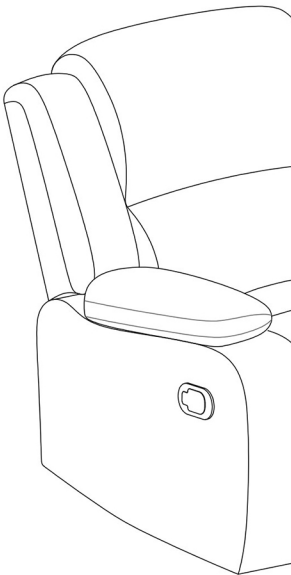
Tel:(562)-781-3327

send an email with your order No. to us

For return, please check the return policy with
the retailer or platforms you bought from.

Appreciate your purchasing from us.

Pop up your life by our furniture !



MAINTAINANCE AND WARNING

Please read the manual thoroughly
before you start installing.

Please keep the product away from
sharp object.

Packaging and small parts may have
chocking hazard, please keep them away
from children and pets.

Please clean the product according to each
clean code, check the product description
for more information.

Please keep the product away
from fire.

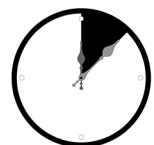
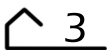
If you have any other questions, please
contact us, we will be glad to help you out.

If the product is placed under direct
sunlight, the pattern or color might fade
away overtime.

Check the product periodically to make
sure everything is secured and tightened.

Always use proper tools for installation.

Do not jump on the product.



Around 35 min

PRDOUCT DESCRIPTION

With its ergonomic design and padded cushions, this recliner chair provides optimal support for your back, neck, and legs.

Crafted with leather material, the recliner features an ultra-fluffy backrest and armrests, enveloping your entire body for heightened comfort.

Simply pull a lever to recline the chair back and elevate the footrest for a truly relaxing experience. The weight capacity is 400.

Its sleek design and durable construction ensure that it will complement any decor style and withstand daily use.

Its sleek design and durable construction ensure that it will complement any decor style and withstand daily use.

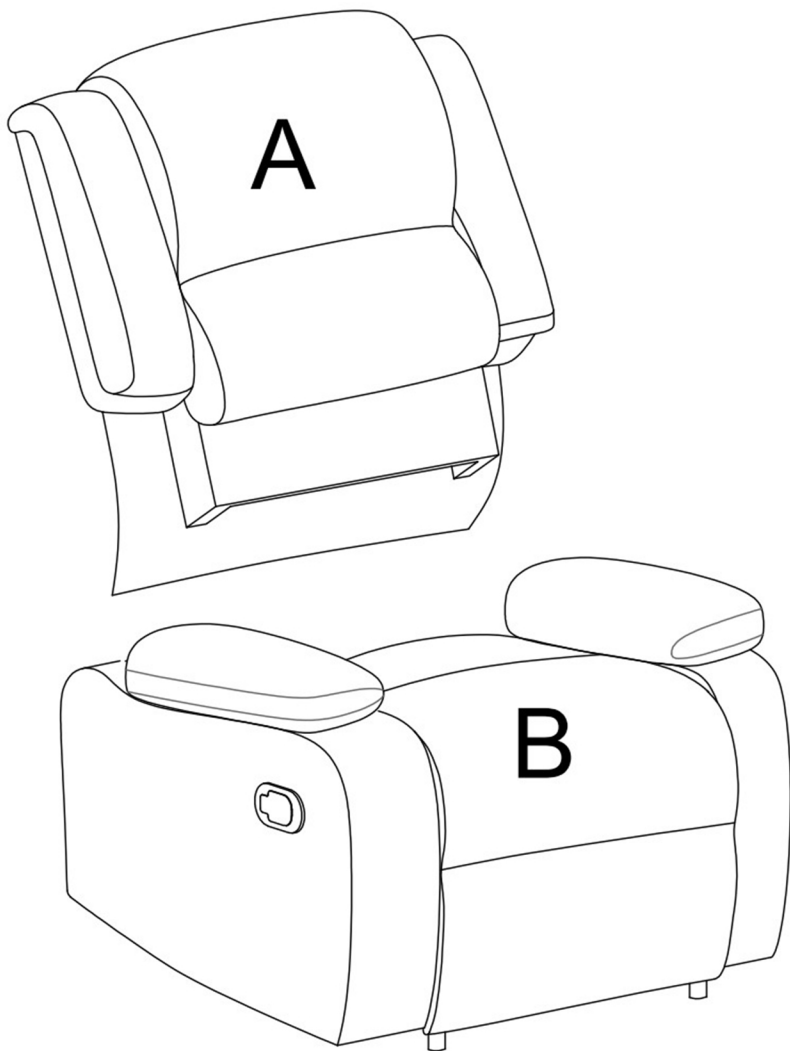
Dream



House



EXPLODED VIEW



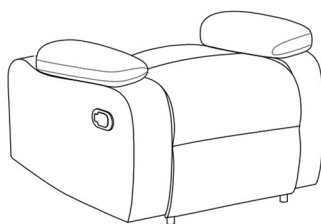
PARTS

A*1



Backrest

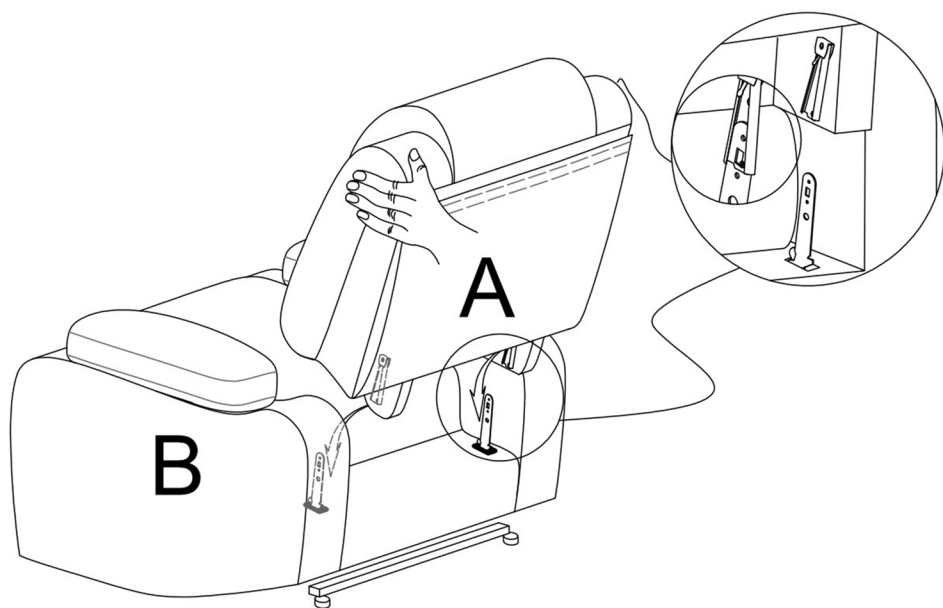
B*1



Seat frame

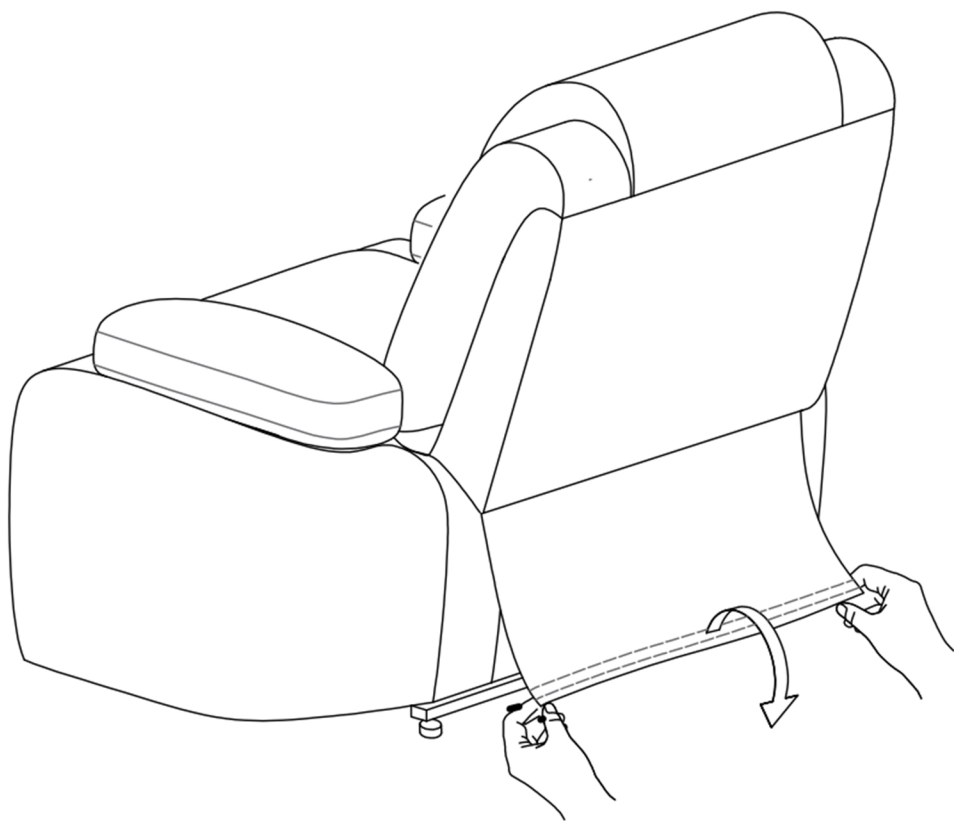
step 1

Connect the backrest (A) with the seat frame (B) by inserting the metal connectors of the seat frame into the slots on back as shown, make sure both of the connectors are correctly aligned.



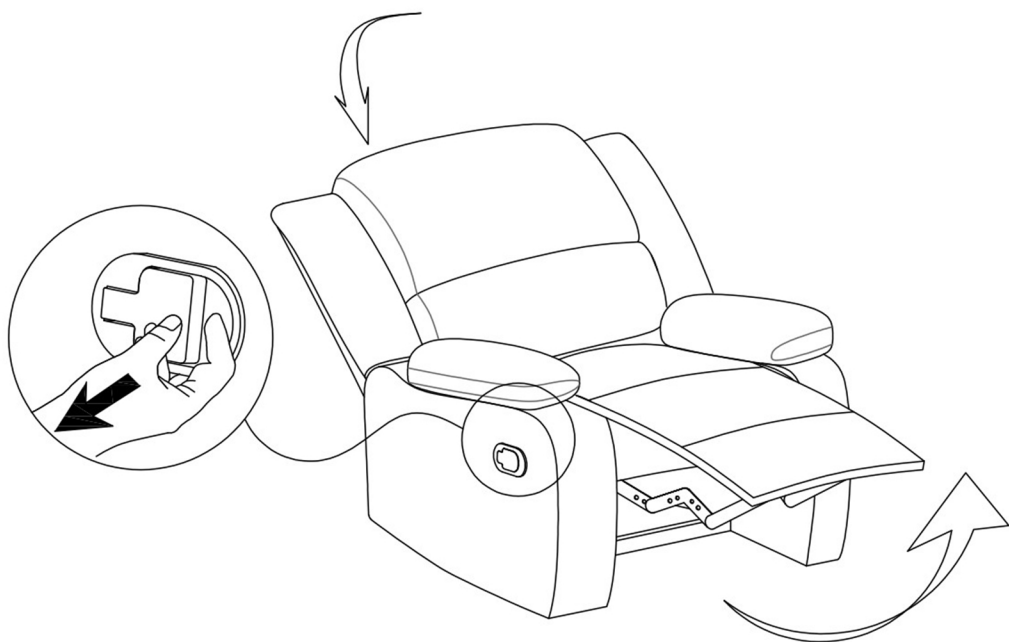
step 2

Stick the Velcro cover on the back (A) as shown.



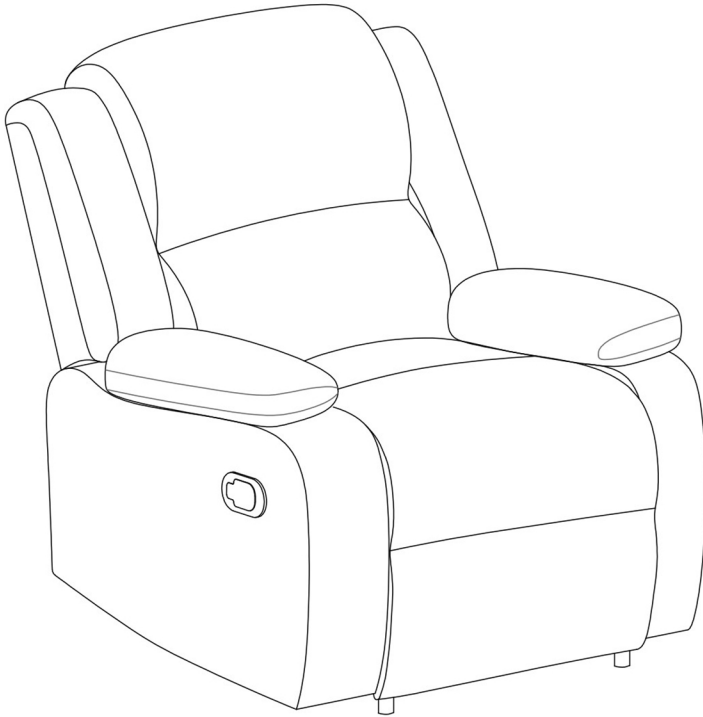
step 3

You can easily control the recline function by pulling the handles on the side as shown, both of the backrest and footrest can be adjusted.



step 4

Congradulations! You have finished installation, thank you again for choosing our product! Please enjoy!





ASSEMBLY INSTRUCTIONS

Tel.(562)-781-3327

Please contact us:info@firstopintl.com

<https://www.dreamsidea.com>