

WARRANTY

We strive to offer high-quality product and we also try our best to satisfy each customer that orders from us with product or service as needed.

Each customer a record of their order such as the order number, or item receipt for any items that are out of the warranty period you may also still receive replacement parts by purchasing them with our company if they are available.

**Are you having difficulty
with assembly? Missing parts?**

Please contact us : info@firstopintl.com

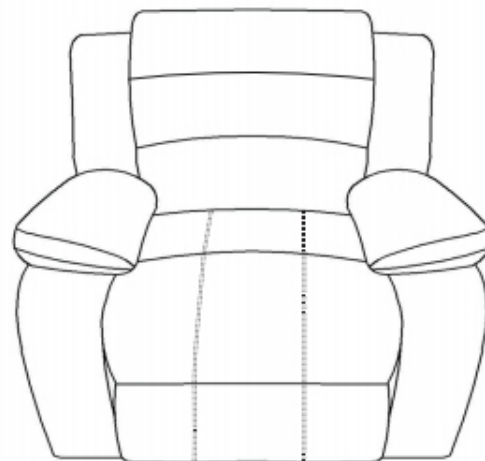
telephone No.: 5627813327

send an email with your order No. to us

**For return, please check the return policy with
the retailer or market place you bought from.**

Appreciate your purchasing from us.

Pop up your life by our furniture !



ITEM NO. CH0028

NOTE:

This brochure contains IMPORTANT safety info. Please read and keep for future reference.

MAINTAINANCE AND WARNING

- Keep furniture away from heat and fire.
- Keep furniture away from sharp objects.
- Do not clean furniture with harsh cleansers or polish. Do not use detergents, Solvents, abrasives, spray packs or leather cleaner. Use non-color mild soap with warm water clean spills(Mix 1:10 soap to water)
- Do not place furniture under direct sunlight, material will possibly fade over time.
- Do not jump or strike on the furniture.
- Do not write on furniture without a padded barrier to protect the surface.
- Not for commercial use, For residential use only.

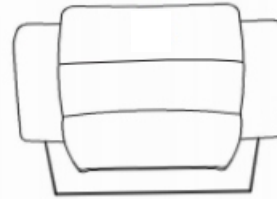


Weight Limitation

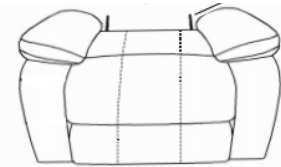
400LBS

PARTS LIST

A*1

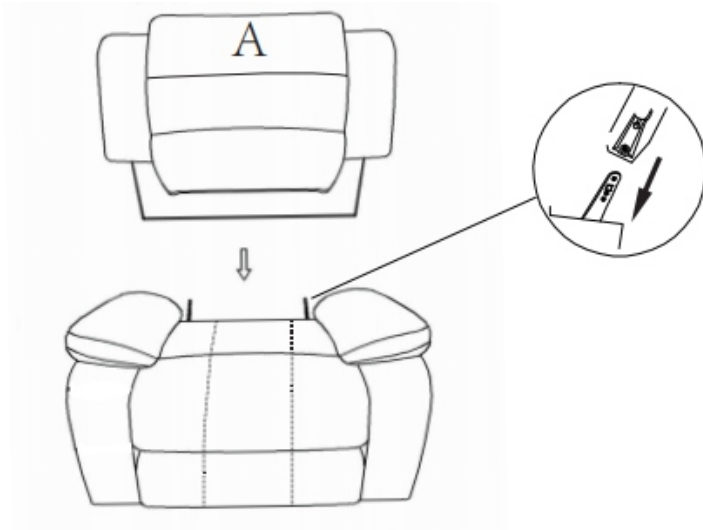


B*1



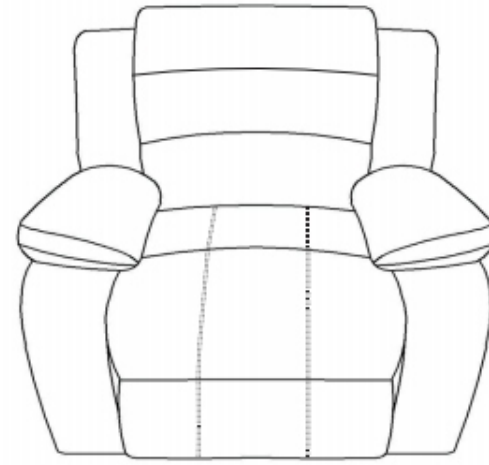
ASSEMBLY INSTRUCTIONS

step1



Uncover the back cover of the backrest, align the metal connector preinstalled on the inside of the backrest with the connector tip on the rear side of the seat, and press down vigorously to make the connector fully bite.

step2



Tidy up to make the sofa beautiful and enjoy the goods you choose wisely.