

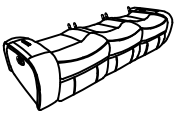
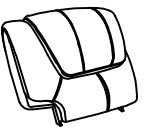




Assembly Instruction

ITEM NO.: 194S9639BR/BK/GY-3

Double Reclining Sofa

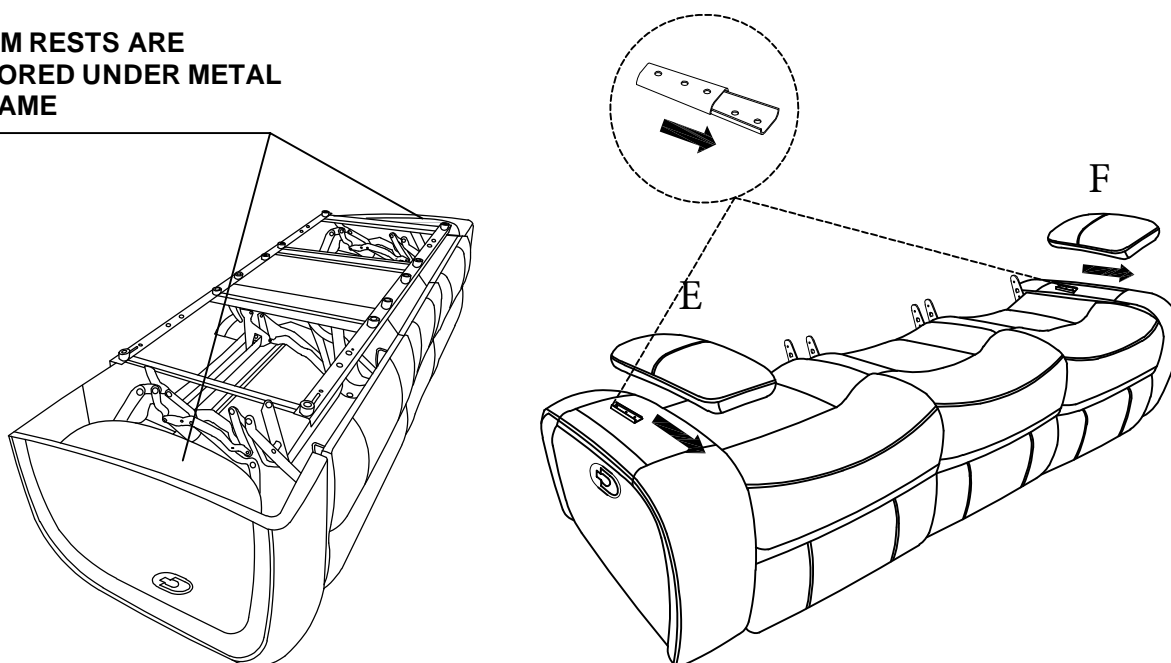
Note: Do not use power tools for assembly. Power tools increase the risk of over tightening which lead to splitting or cracking the wood.

Component list

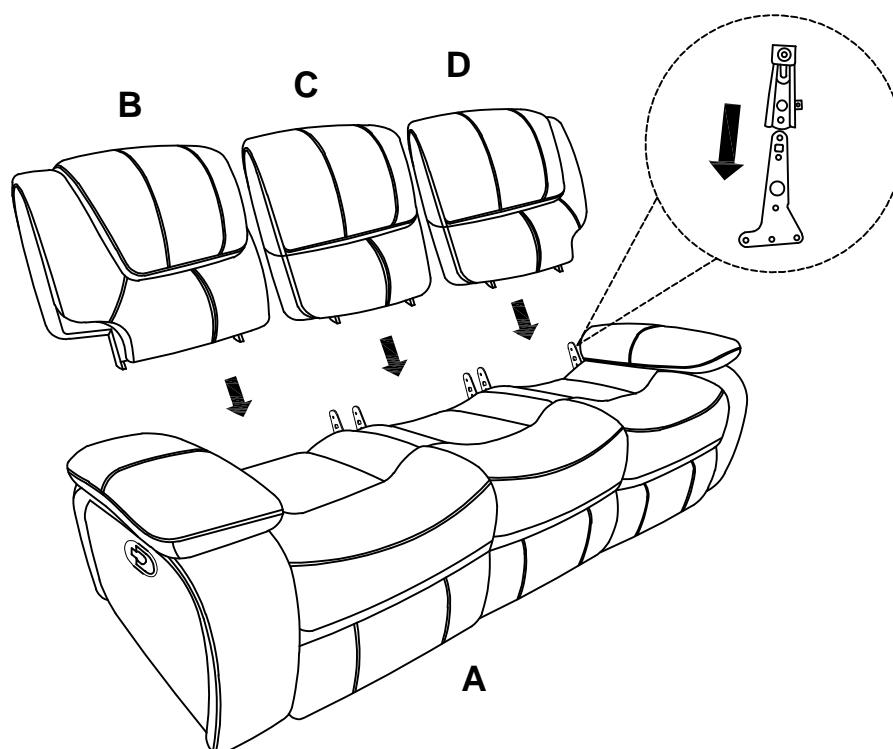
No	Drawing	Description	Qty
A		SEAT	1PC
B		LSF BACK REST	1PC
C		MIDDLE BACK REST	1PC
D		RSF BACK REST	1PC
E		LSF ARM REST	1PC
F		RSF ARM REST	1PC

Step #1

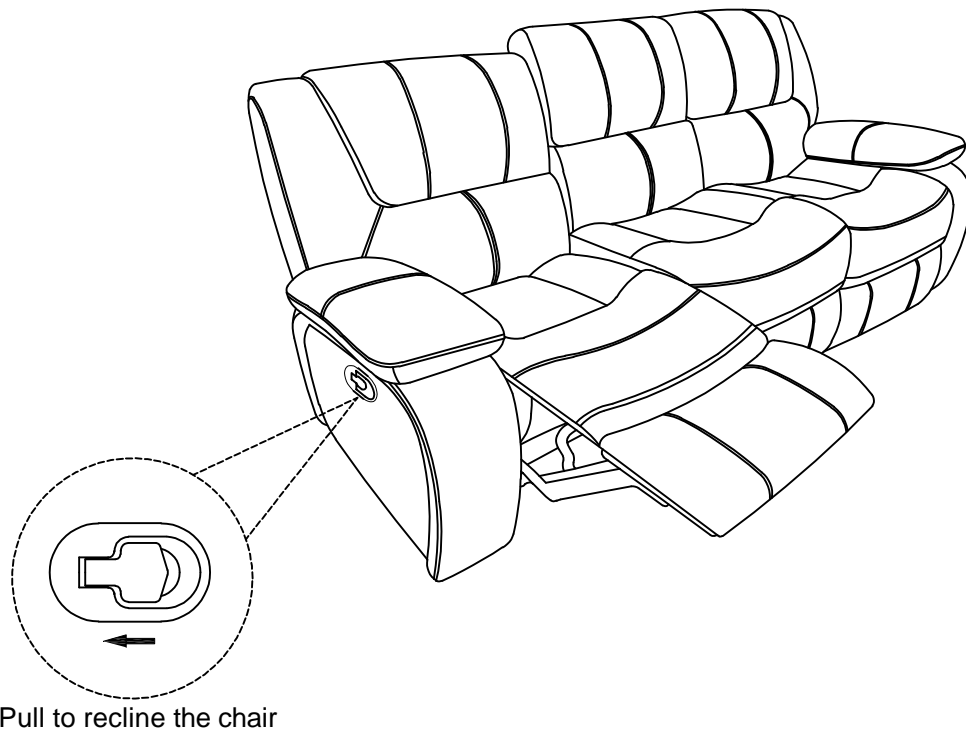
**ARM RESTS ARE
STORED UNDER METAL
FRAME**



Step #2



Step #3



Pull to recline the chair

Care Instruction for Genuine Leather match with PVC Furniture:

In order to maintain the original appearance of your Genuine Leather match with PVC, please follow below simple care procedures:

- Avoid exposing furniture directly to sunlight or heating and air conditioning outlets. Sunlight and/or exposure to heating and air conditioning outlets will fade/damage Genuine Leather match with PVC.
- Vacuum or wipe with a soft cloth to remove dust.
- Hardware may loosen over time. Periodically check to make sure all connections are tight, Re-tighten if necessary.



For items use on wooden floor, hard surfaces or carpets, it is recommended to Install protective pads under all legs and supports to avoid/prevent from damages/scratches and discoloration.