

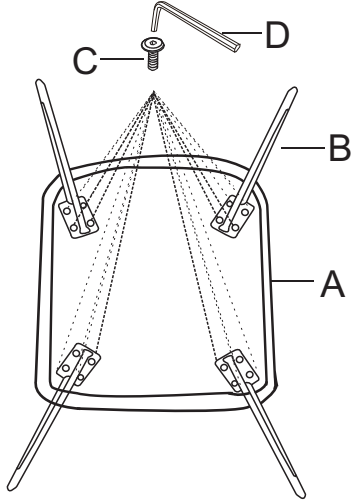
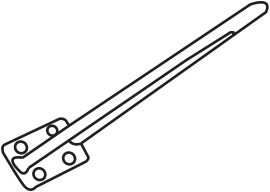






Assembling Instruction

<p>Ax1</p>  <p>1 PC</p>	<p>EXTPA PATRS</p>  <p>2 PCS</p>	<p>① Do not fully tighten the bolts until all the bolt align with the hole. Pls be sure you align the hole first.</p> 
<p>Bx4</p>  <p>4 PCS</p>		
<p>Cx16</p>  <p>16 PCS</p>		<p>②</p>  <div data-bbox="1727 927 2013 1262">  <p>For velvet:With help of adult partner, Iron the fabric cover to stretch the wrinkles and dent mark with steam iron while necessary,please separate with a towel before ironing..</p> </div>
<p>Dx1</p>  <p>1 PC</p>		