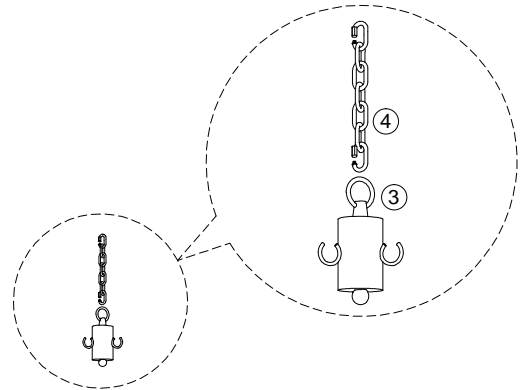
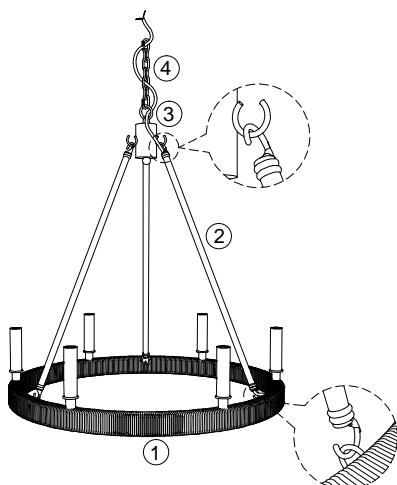


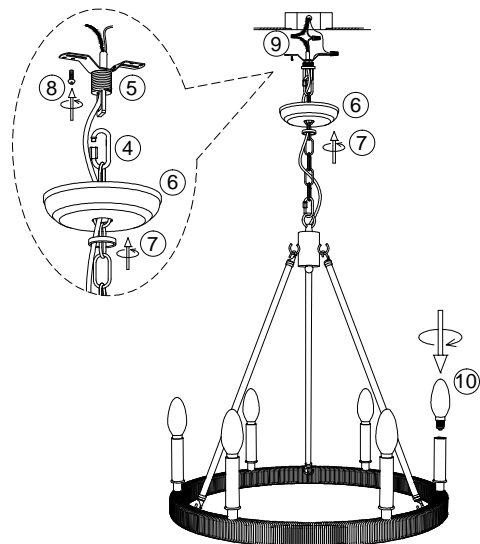
1. Let the wire go through tube ②.



2. Hang the part ③ to the chain ④.



3. Connect the light fixture ① and the hanging part ③ with tubes ②, let the wire go through ring of part ③ and chain ④.



4. Install the bracket ⑤ to the ceiling junction box with screw ⑧.

5. Let the wire and chain ④ go through ring ⑦, canopy ⑥ and bracket ⑤, hang the chain ④ to the bracket ⑤.

6. Connect the wire to your home line with cap connector ⑨.

7. Rotate the ring ⑦ to fix the canopy ⑥ to the bracket ⑤.

8. Install the bulb ⑩.

**ZJD00044-6/ZJD00044-8/ZJD00044-12**

Please read carefully before installation!!!

Note : Please make sure that the electricity is powered off during installation !

Only a professional electrician should install this kind of product !