

ASSEMBLY INSTRUCTION
ITEM NO: 194S8516BK/BU-3

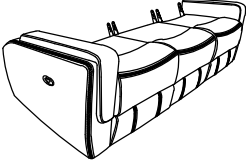

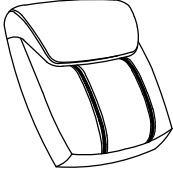
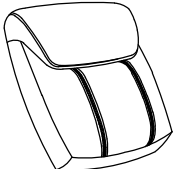
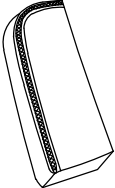
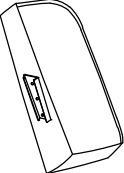
**DOUBLE RECLINING SOFA WITH DROPDOWN CUP HOLDERS,
MAGAZINE BAG, RECEPTACLES AND USB PORTS**



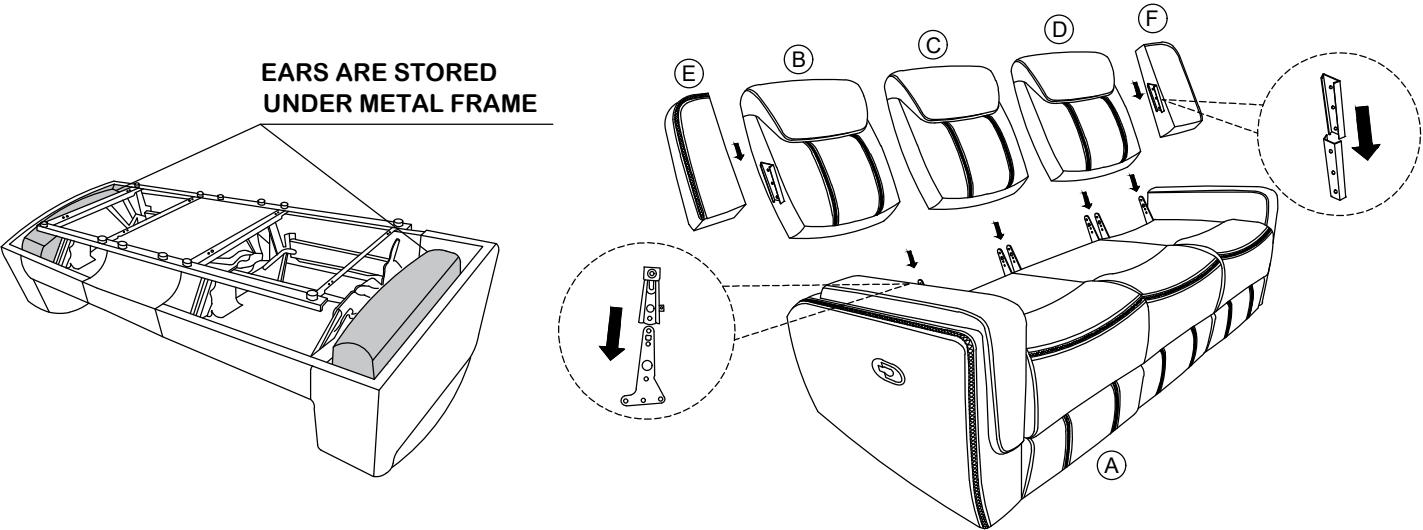
Back Rest and Ears are stored at the bottom of Sofa, please take out for assembly.

Note: Do not use power tools for assembly. Power tools increase the risk of over tightening which lead to splitting or cracking the wood.

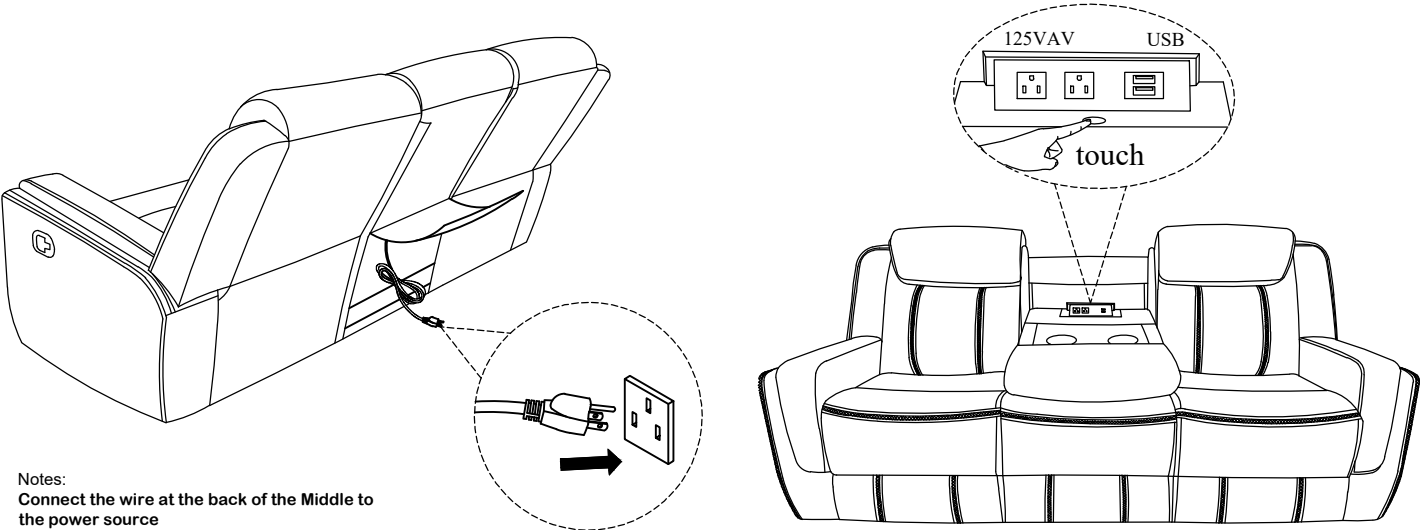
Component list

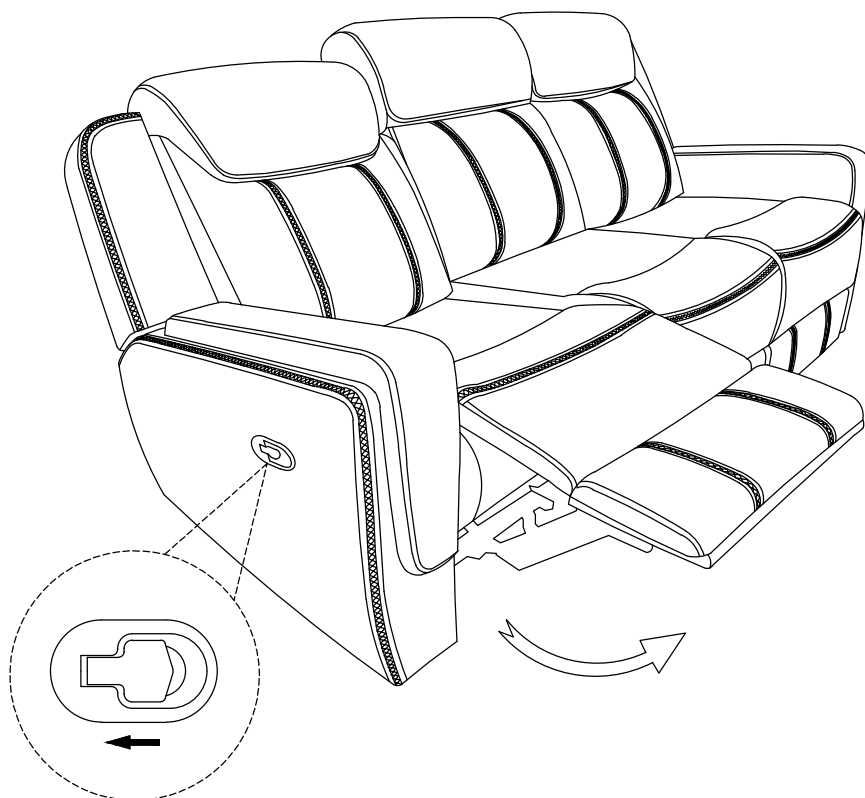
No	Drawing	Qty	Description
A		1	SEAT
B		1	LSF BACK REST
C		1	MIDDLE BACK REST
D		1	RSF BACK REST
E		1	LSF EAR
F		1	RSF EAR

Step #1



Step #2





Pull to recline the chair

Care Instruction for Leather air Furniture:

In order to maintain the original appearance of your Leather air Furniture,

please follow below simple care procedures:

- Avoid exposing furniture directly to sunlight or heating and air conditioning outlets. Sunlight and or exposure to heating and air conditioning outlets will fade/damage Leather air.
- Vacuum or wipe with a soft cloth to remove dust.
- Hardware may loosen over time. Periodically check to make sure all connection are tight, Re-tighten if necessary



For items use on wooden floor, hard surfaces or carpets, it is recommended to Install protective pads under all legs and supports to avoid/prevent from damages/scratches and discoloration.