



Liberty Furniture
INDUSTRIES, INC

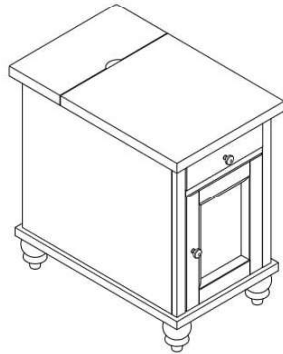
ASSEMBLY INSTRUCTION

ITEM#: **615-OT1022**

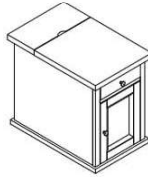

DESCRIPTION: **CHAIR SIDE TABLE**

Thank you for purchasing this quality product. Be sure to check all packing material carefully for small parts which may have come loose inside the carton during shipment. Identify and count all parts and compare with the parts List Below:

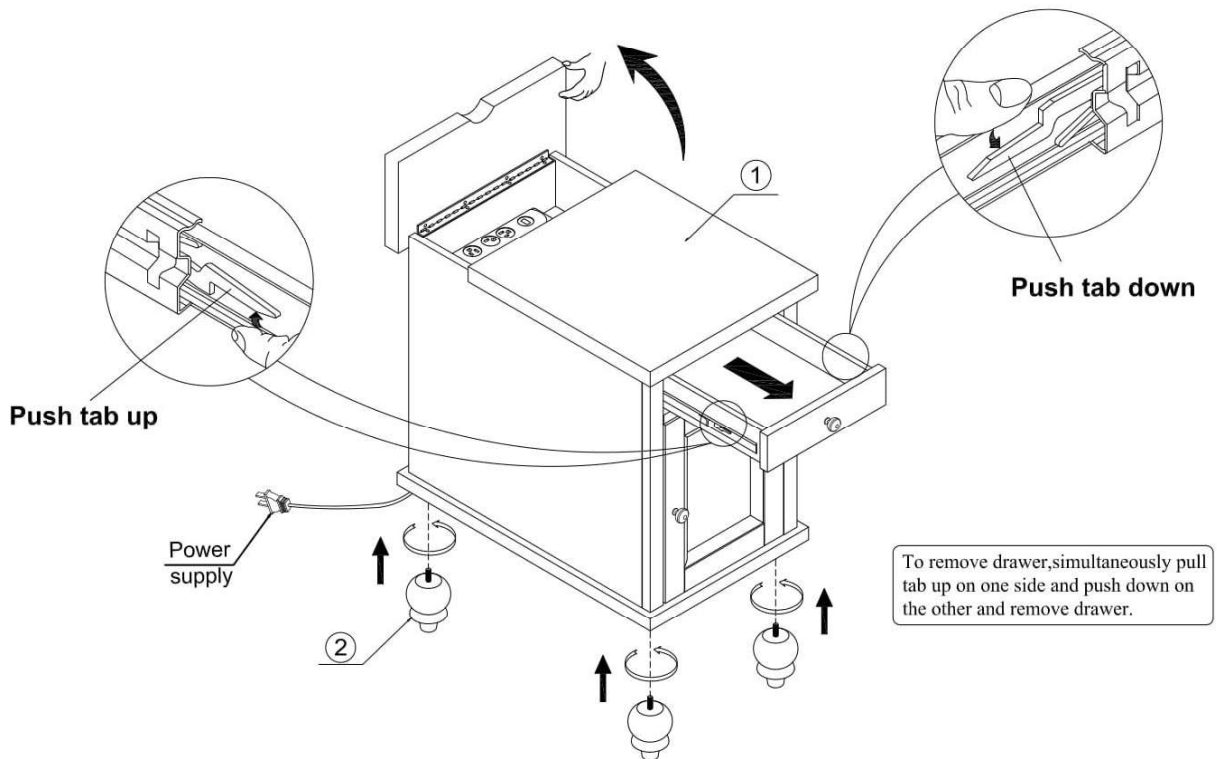
FINISHED ASSEMBLY



PART LIST:

①	②
	
TRUNK: 1PC	BUN FEET: 4PCS

Note: Bun feet are in the drawer.
Remove & unpack then install
at the bottom of the case.



CLEANING INSTRUCTION