



Liberty Furniture
INDUSTRIES, INC

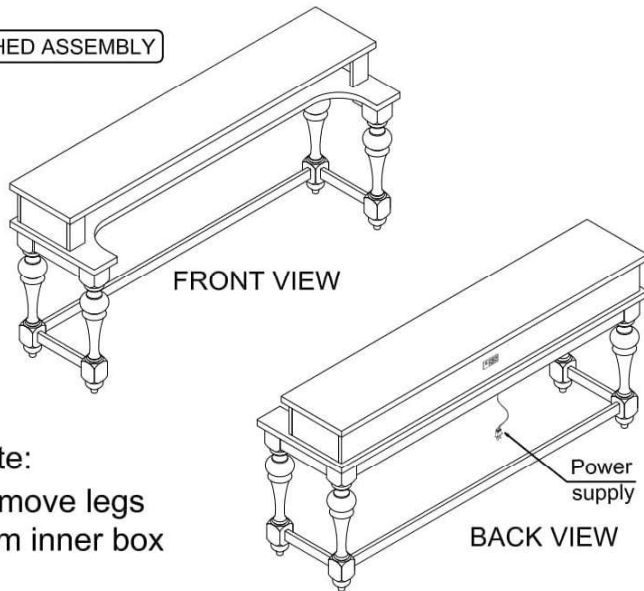
ASSEMBLY INSTRUCTION

ITEM#: **615-OT7637**

DESCRIPTION: **CONSOLE BAR TABLE**

Thank you for purchasing this quality product. Be sure to check all packing material carefully for small parts which may have come loose inside the carton during shipment. Identify and count all parts and compare with the parts List Below:

FINISHED ASSEMBLY

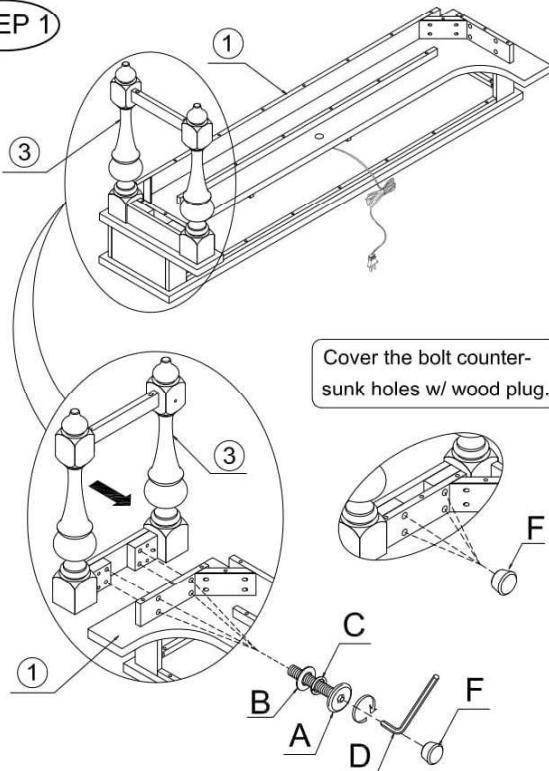


PART LIST:

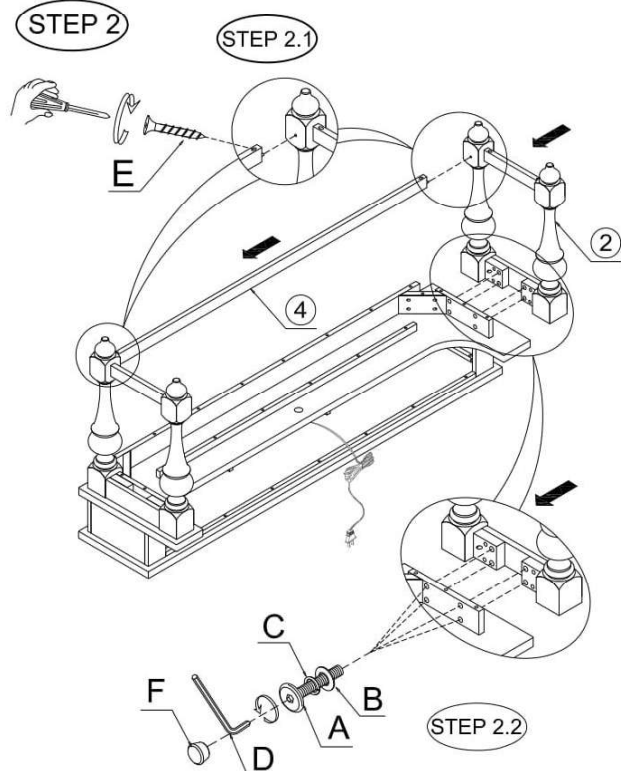
①	②
TABLE TOP :1PC	LEFT FRAME LEG: 1PC
③	④
RIGHT FRAME LEG: 1PC	STRETCHER:1PC

⑤ HARDWARE LIST			
NO.	Drawing	Description	Q'ty
A		Bolt $\Phi 5/16"$ x 1-1/8"	8pcs
B		Flat washer ($\Phi 5/16"$ x 16mm)	8pcs
C		Spring washer ($\Phi 5/16"$)	8pcs
D		Allen wrench (5mm)	1pc
E		Wood screw ($\Phi 8$ x 1-1/2")	2pcs
F		Wood cap ($\Phi 18$ x 10mm)	8pcs

STEP 1



STEP 2



CLEANING INSTRUCTION