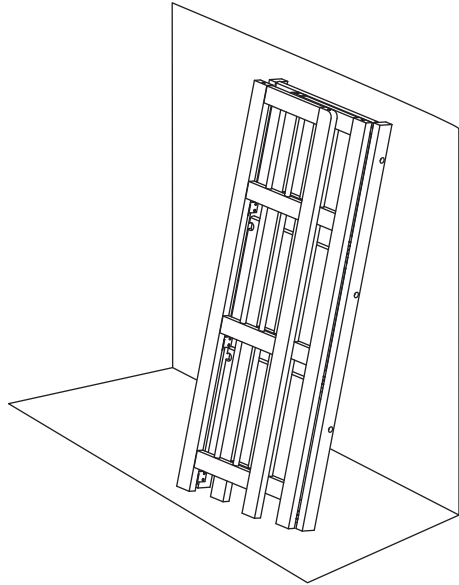


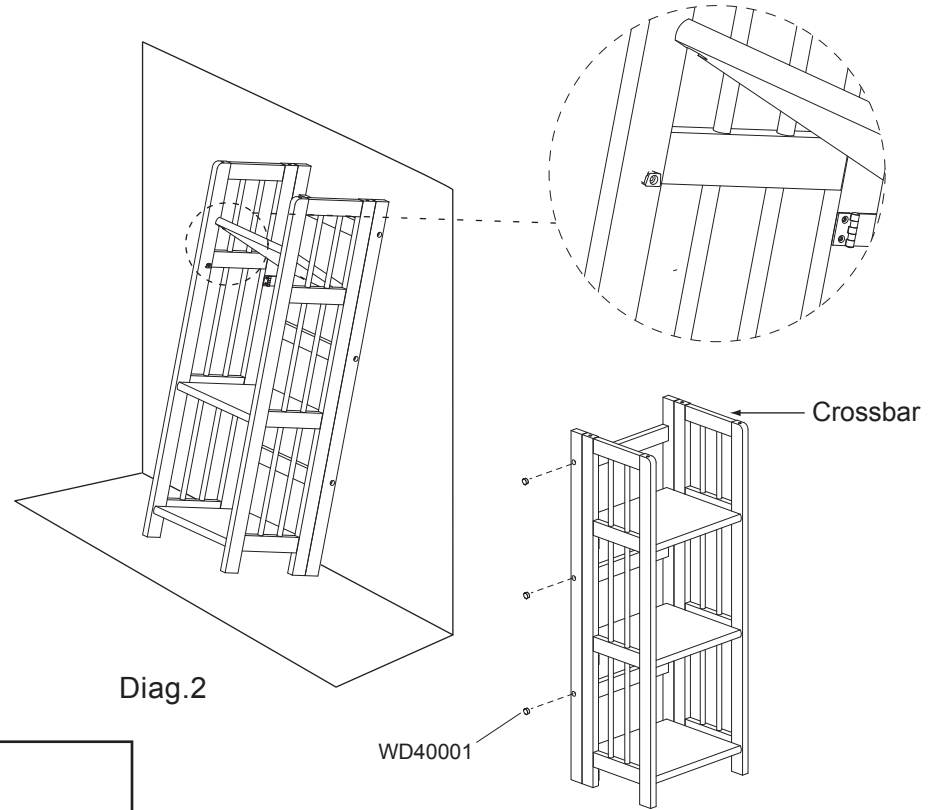
Instruction Sheet For Item No. 331-3X 3-Tier Folding Narrow Bookcase



Diag.1

Step 1 : Gently lean the closed bookcase against the wall with a slight tilt to the back as per Diag.1

Step 2 : Open side panels and while they are opened lower each shelf as per Diag.2. Make sure each shelf rests on the plastic clip one on each side of the side panels.



Diag.2

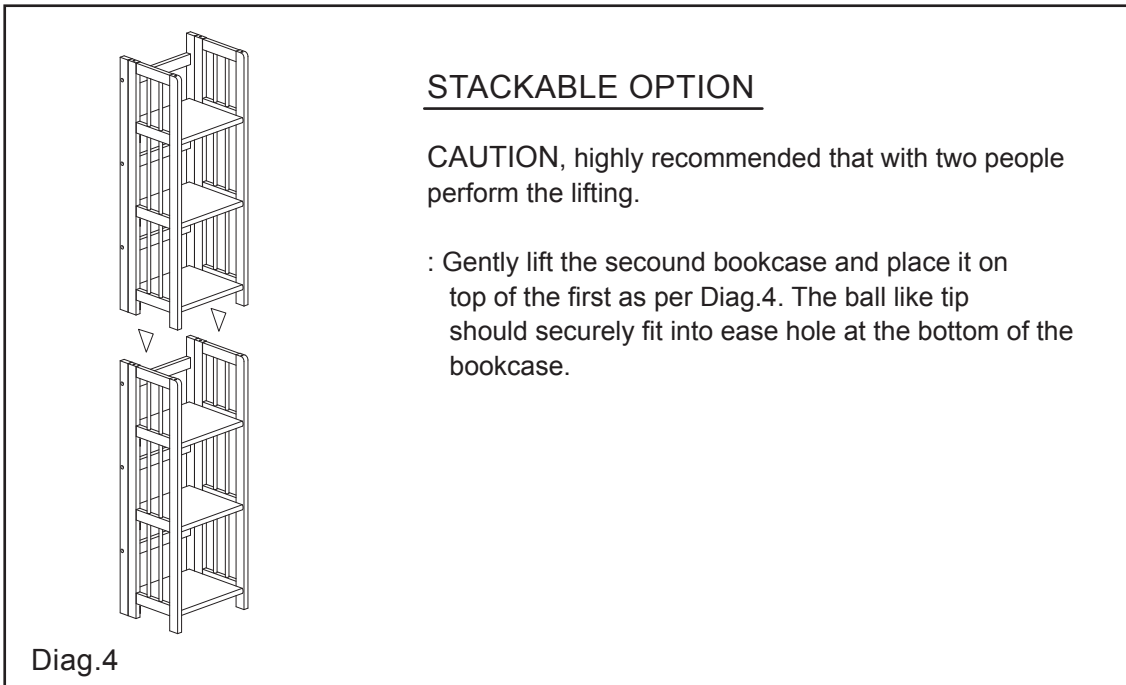
Diag.3

Step 3 : Stand the bookcase to its upright position and enclose screws holes with wood plugs (WD40001) as per diag. 3.



Wood Plugs
WD40001
6 Pcs.

CAUTION - To move the bookcase in the opened position, grab only the cross bar on the side panel.



Diag.4

STACKABLE OPTION

CAUTION, highly recommended that with two people perform the lifting.

: Gently lift the second bookcase and place it on top of the first as per Diag.4. The ball like tip should securely fit into ease hole at the bottom of the bookcase.

Missing or parts replacement please
visit www.yushan.com/replacement
or call 1-888-8YU-SHAN
Do not return this product to the store.
Normally there is no charge for parts