

Product Name:	Children's Multi-Functional House Bookcase Toy Storage Bin Floor Cabinet with Blackboard, Pink/Children's Multi-Functional Dinosaur House Bookcase Toy Storage Bin Floor Cabinet with Blackboard
SKU #:	WHCF1866/WHCF1867

Thank you for purchasing this LuxenHome product. This product has been manufactured with the highest standards of safety and quality.

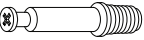






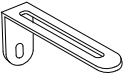
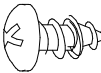


PLEASE READ ALL INSTRUCTIONS BEFORE ASSEMBLY.

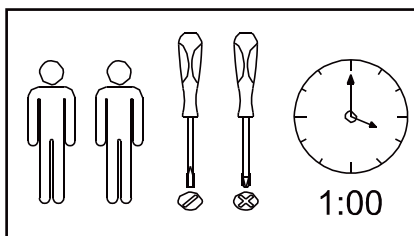
Unpack all parts from the packaging inside the carton to ensure there are no missing or damaged parts. Do not attempt to assemble or use the product if any parts are missing or damaged.

Warning:

Products must be assembled by adults before being given to children. Products containing small parts, sharp edges and sharp points should be kept away from children during the non-assembly stage. Do not climb, sit, or stand on this bookcase as this may damage the product and cause serious bodily harm. It is recommended that the adult check the product periodically to ensure all parts are tight and secure.



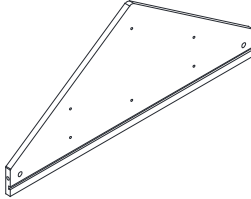
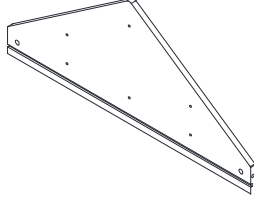
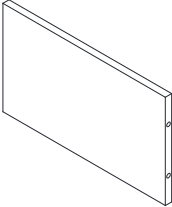
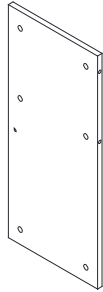
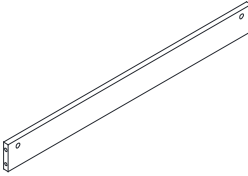
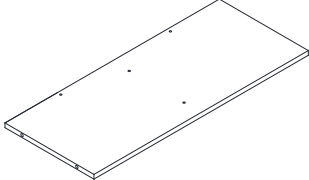
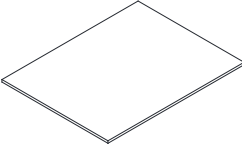
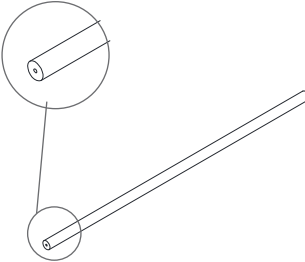
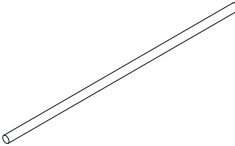
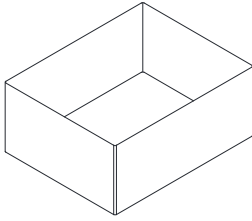
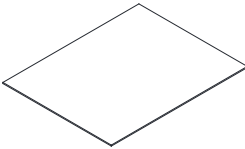
Hardware:

Ⓐ x6	Ⓑ x6	Ⓒ x10	Ⓓ x10	Ⓔ x2
				 M6x25
Ⓕ x3	Ⓖ x4	Ⓗ x1	Ⓘ x1	Ⓙ x1
 M4x30	 M5x35			
Ⓚ x8				
 M5x25				



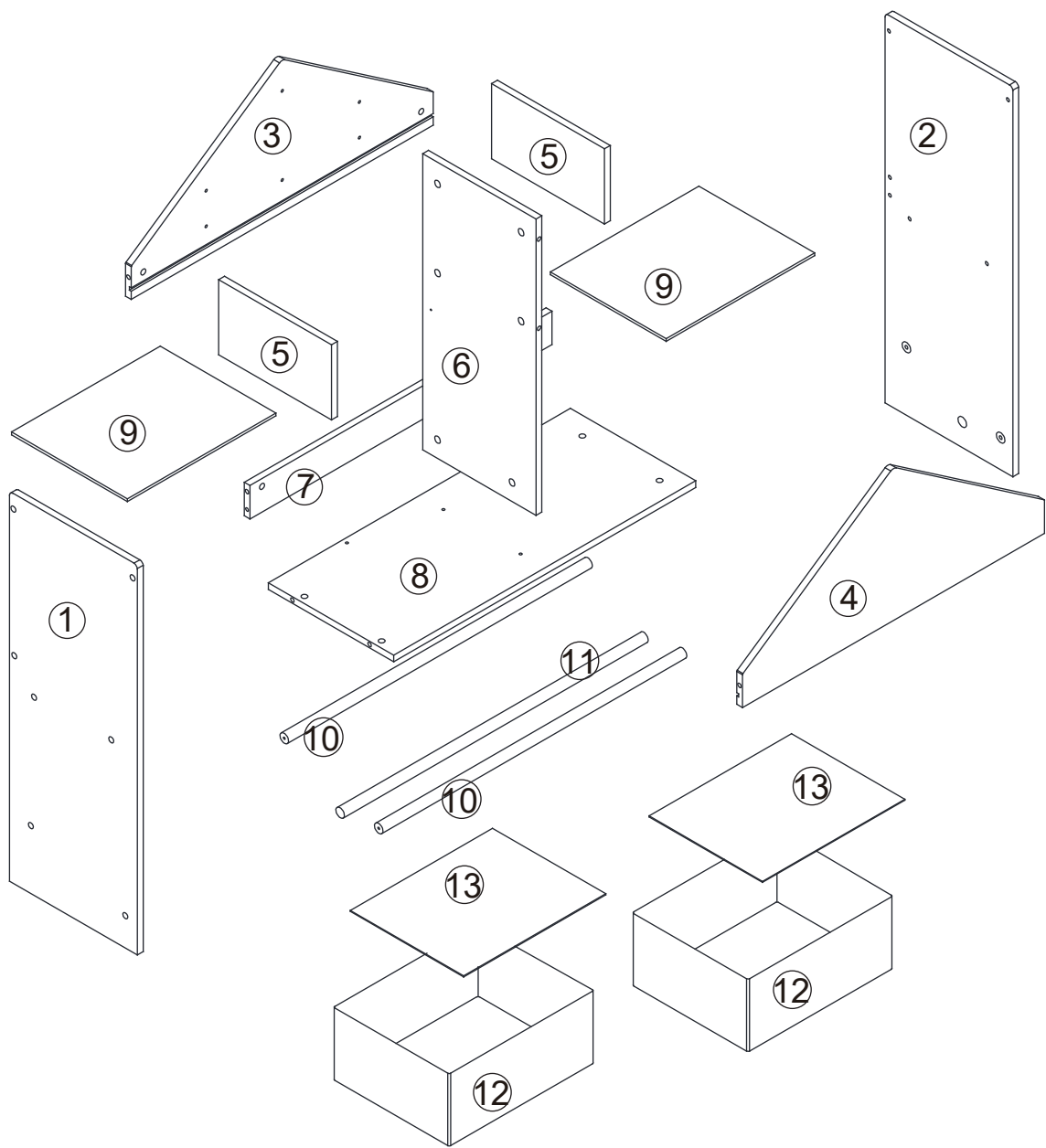
Product Name:	Children's Multi-Functional House Bookcase Toy Storage Bin Floor Cabinet with Blackboard, Pink/Children's Multi-Functional Dinosaur House Bookcase Toy Storage Bin Floor Cabinet with Blackboard
SKU #:	WHCF1866/WHCF1867

Panels:

① x1	② x1	③ x1	④ x1
		 White board	 Black board
⑤ x2	⑥ x1	⑦ x1	⑧ x1
			
⑨ x2	⑩ x2	⑪ x1	⑫ x2
			
⑬ x2			
			

Product Name:	Children's Multi-Functional House Bookcase Toy Storage Bin Floor Cabinet with Blackboard, Pink/Children's Multi-Functional Dinosaur House Bookcase Toy Storage Bin Floor Cabinet with Blackboard
SKU #:	WHCF1866/WHCF1867

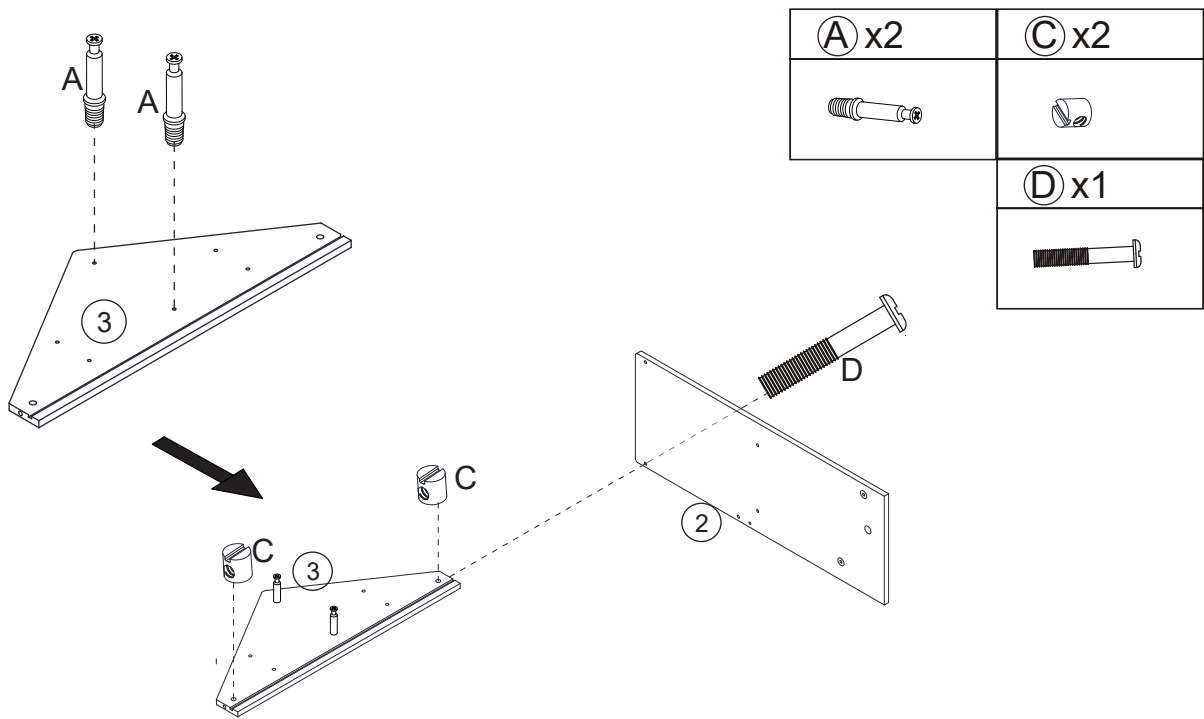
Panels:



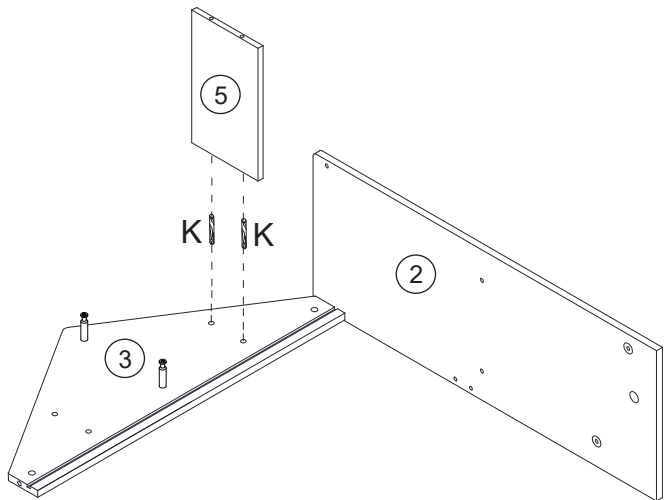
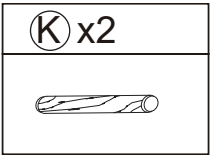
Please save this manual for future reference.

Product Name:	Children's Multi-Functional House Bookcase Toy Storage Bin Floor Cabinet with Blackboard, Pink/Children's Multi-Functional Dinosaur House Bookcase Toy Storage Bin Floor Cabinet with Blackboard
SKU #:	WHCF1866/WHCF1867

Step 1: Insert hardware A & C to panel 3. Attach panel 3 to panel 2 by using hardware D.






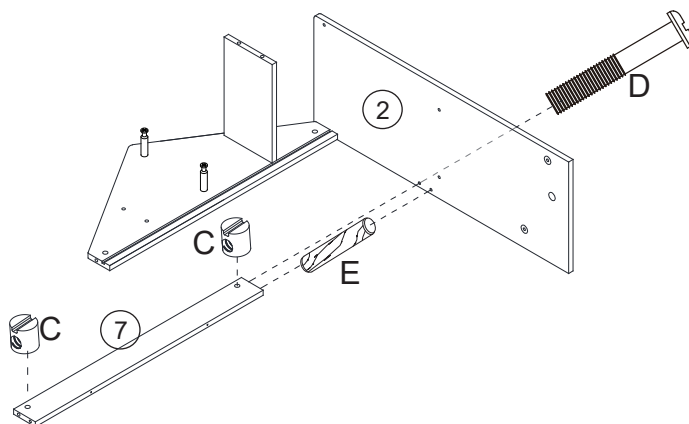
Step 2: Attach panel 5 to panel 3 by using hardware K.




Product Name:	Children's Multi-Functional House Bookcase Toy Storage Bin Floor Cabinet with Blackboard, Pink/Children's Multi-Functional Dinosaur House Bookcase Toy Storage Bin Floor Cabinet with Blackboard
SKU #:	WHCF1866/WHCF1867

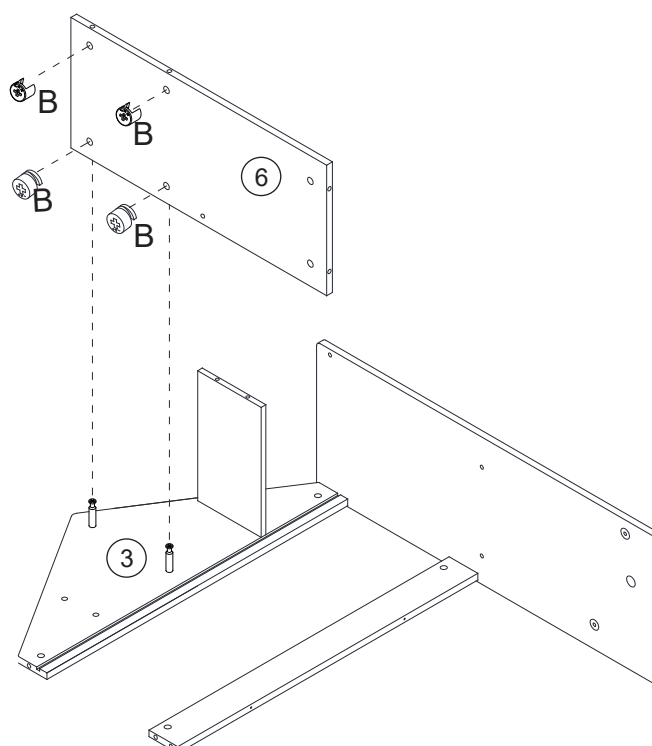
Step 3: Insert hardware C & E to panel 7. Attach panel 7 to panel 2 by using hardware D.

Ⓒ x2	Ⓓ x1	Ⓔ x1
		



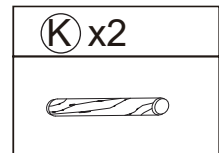
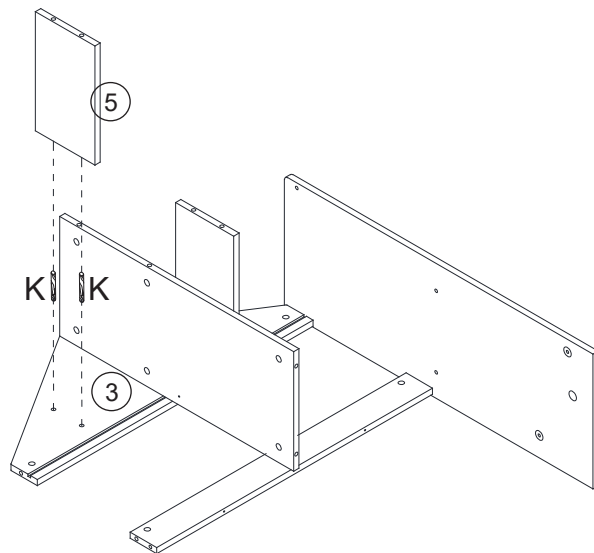
Step 4: Insert hardware B to panel 6. Attach panel 6 to panel 3 by tightening hardware B.

Ⓑ x4


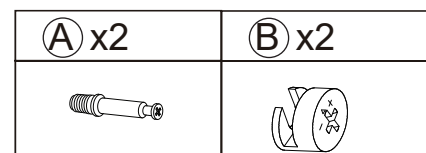
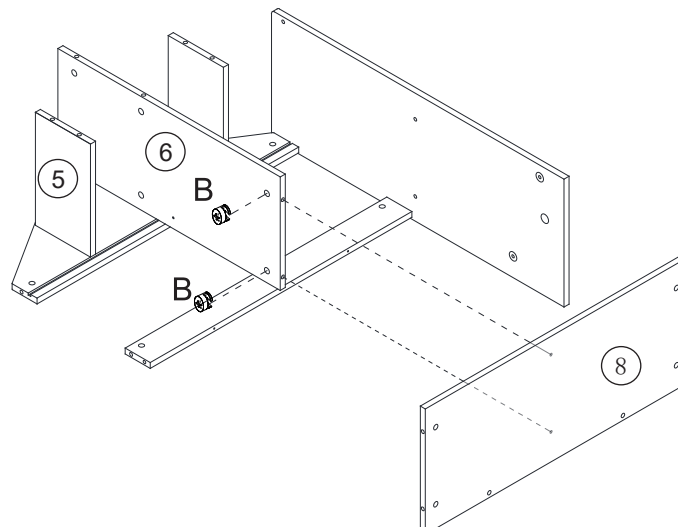
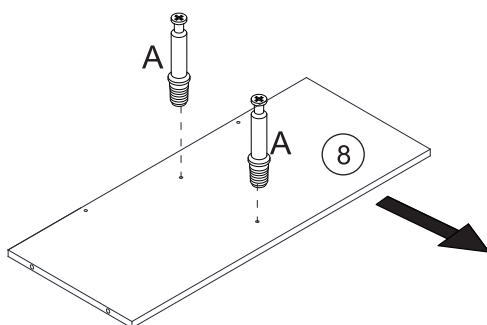


Product Name:	Children's Multi-Functional House Bookcase Toy Storage Bin Floor Cabinet with Blackboard, Pink/Children's Multi-Functional Dinosaur House Bookcase Toy Storage Bin Floor Cabinet with Blackboard
SKU #:	WHCF1866/WHCF1867

Step 5: Attach panel 5 to panel 3 by using hardware K.

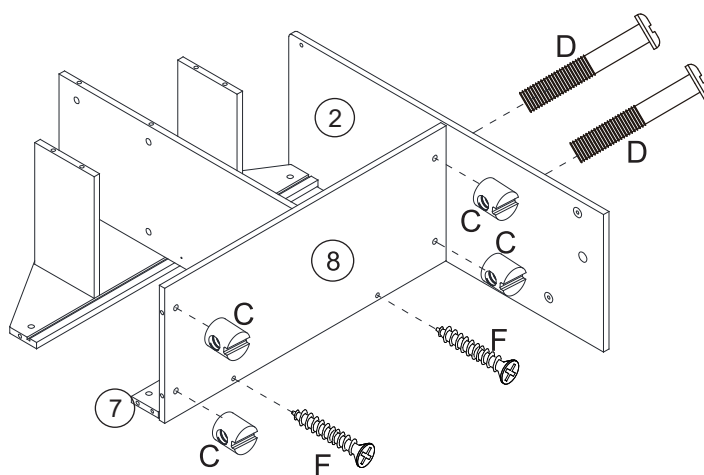


Step 6 : Insert hardware A to panel 8, insert hardware B to panel 6. Attach panel 8 to panel 6 by tightening hardware B.



Product Name:	Children's Multi-Functional House Bookcase Toy Storage Bin Floor Cabinet with Blackboard, Pink/Children's Multi-Functional Dinosaur House Bookcase Toy Storage Bin Floor Cabinet with Blackboard
SKU #:	WHCF1866/WHCF1867

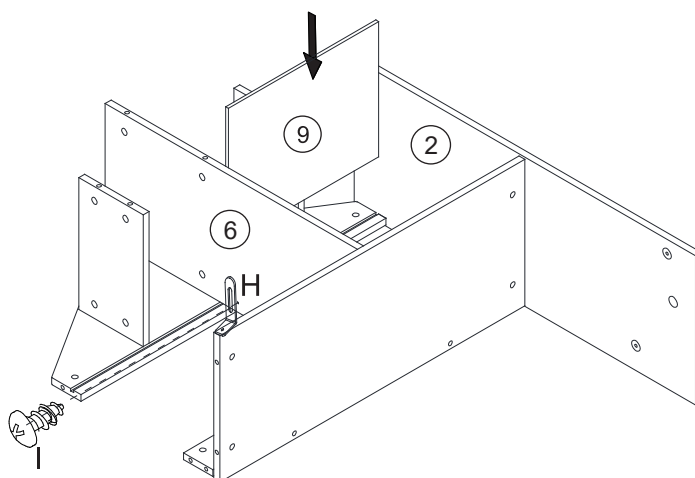
Step 7: Insert hardware C to panel 8. Attach panel 8 to panel 2 by using hardware D. Attach panel 8 to panel 7 by using hardware F.



C x4	D x2
	F x2

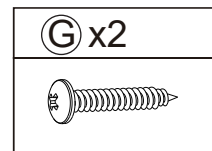
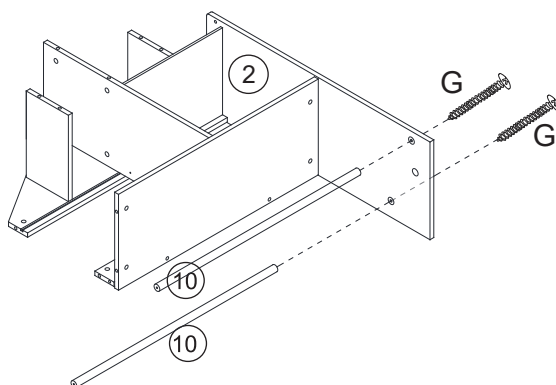
Step 8: Insert panel 9 between panel 2 & 6. Attach hardware H to panel 6 by using hardware I.

H x1	I x1

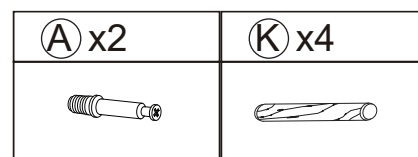
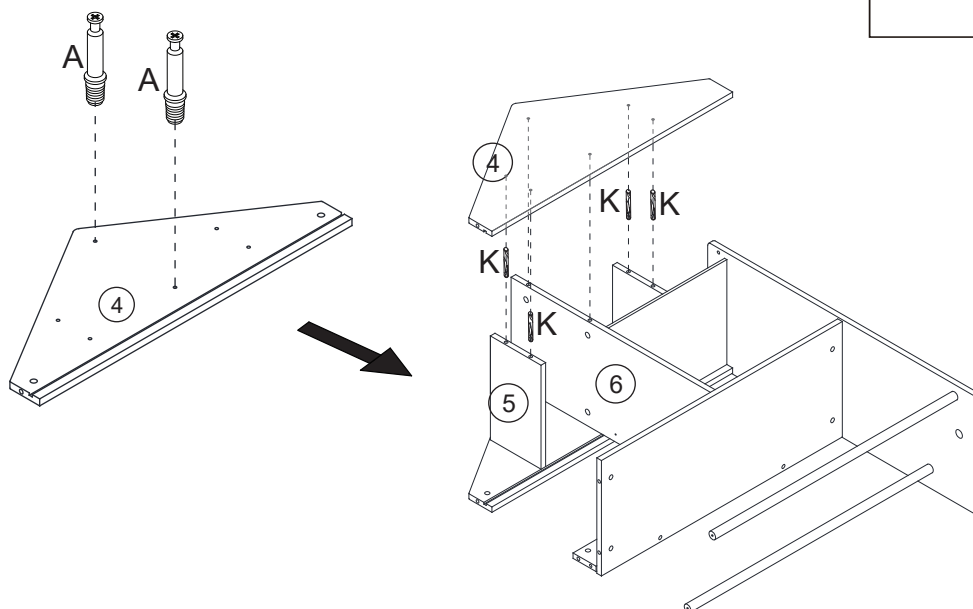


Product Name:	Children's Multi-Functional House Bookcase Toy Storage Bin Floor Cabinet with Blackboard, Pink/Children's Multi-Functional Dinosaur House Bookcase Toy Storage Bin Floor Cabinet with Blackboard
SKU #:	WHCF1866/WHCF1867

Step 9: Attach panels 10 to panel 2 by using hardware G.

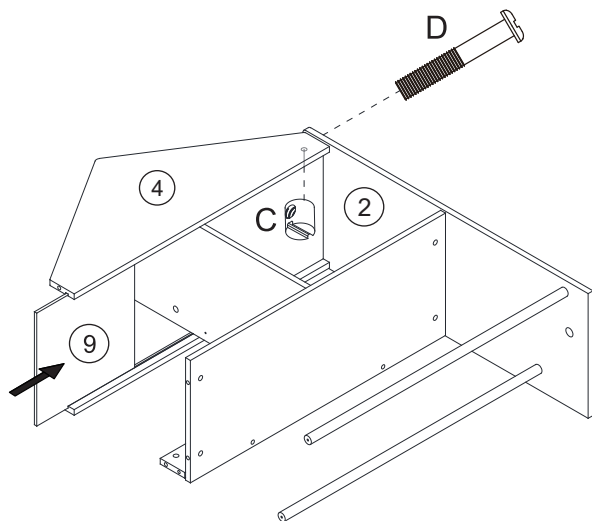


Step 10: Insert hardware A to panel 4, insert hardware K to panels 5. Attach panel 4 to panels 5 & 6 by tightening hardware B.



Product Name:	Children's Multi-Functional House Bookcase Toy Storage Bin Floor Cabinet with Blackboard, Pink/Children's Multi-Functional Dinosaur House Bookcase Toy Storage Bin Floor Cabinet with Blackboard
SKU #:	WHCF1866/WHCF1867

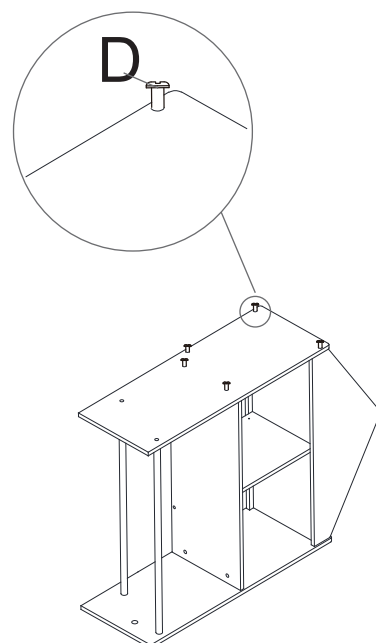
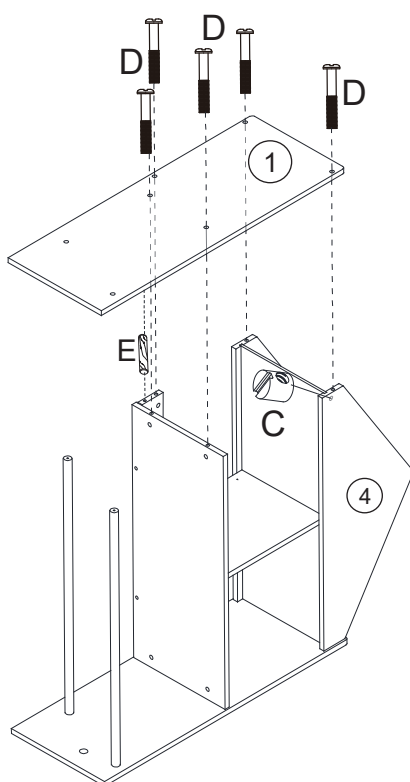
Step 11: Insert hardware C to panel 4, attach panel 4 to panel 2 by using hardware D. Insert panel 9 between panels 3 & 4.



Ⓒ x1	Ⓓ x1

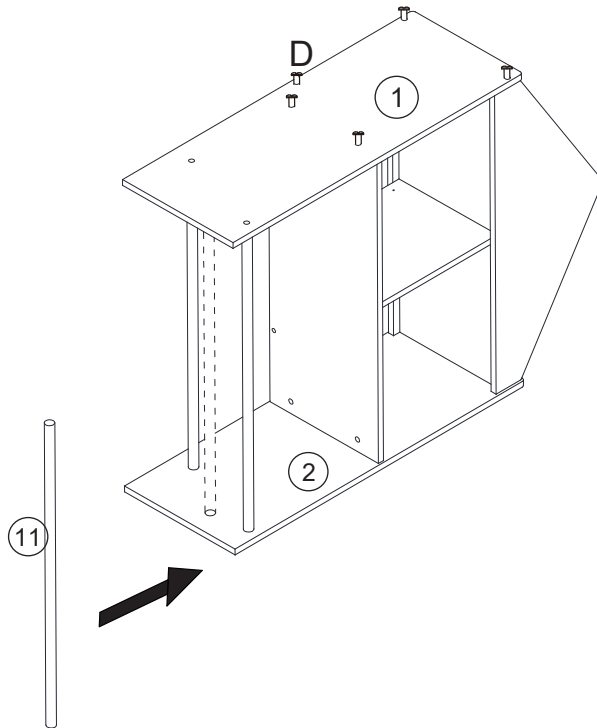
Step 12: Insert hardware C to panel 4, attach panel 1 to left side of the bookshelf by using hardware D & E.
But do not tighten hardware D at this step.

Ⓒ x1	Ⓓ x5	Ⓔ x1

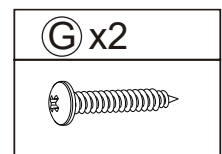
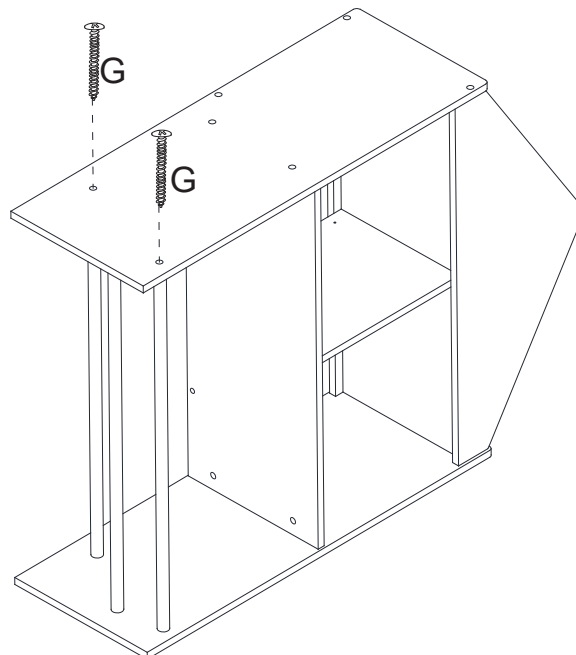


Product Name:	Children's Multi-Functional House Bookcase Toy Storage Bin Floor Cabinet with Blackboard, Pink/Children's Multi-Functional Dinosaur House Bookcase Toy Storage Bin Floor Cabinet with Blackboard
SKU #:	WHCF1866/WHCF1867

Step 13: Insert panels 11 between panel 1 & 2, then tighten the hardware D.

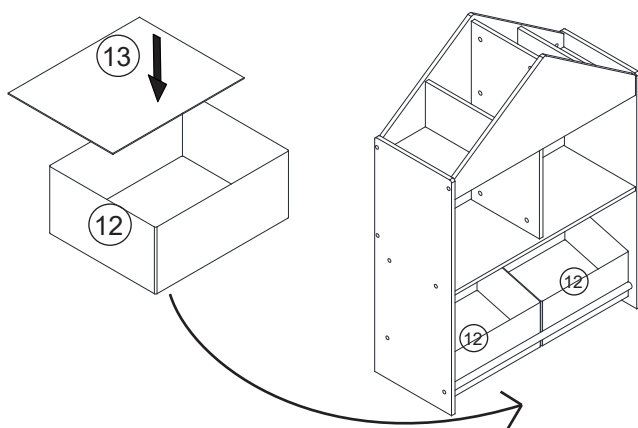


Step 14: Fixing panels 11 by using hardware G.

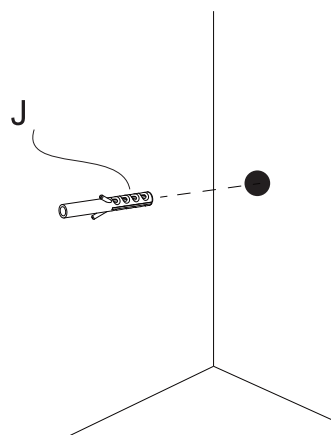
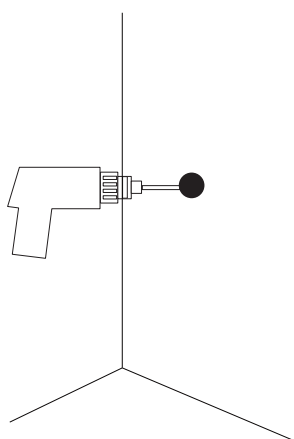
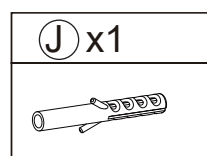


Product Name:	Children's Multi-Functional House Bookcase Toy Storage Bin Floor Cabinet with Blackboard, Pink/Children's Multi-Functional Dinosaur House Bookcase Toy Storage Bin Floor Cabinet with Blackboard
SKU #:	WHCF1866/WHCF1867

Step 15: Insert fabric panel 13 to fabric box 12. Insert fabric boxes into the bookshelf.

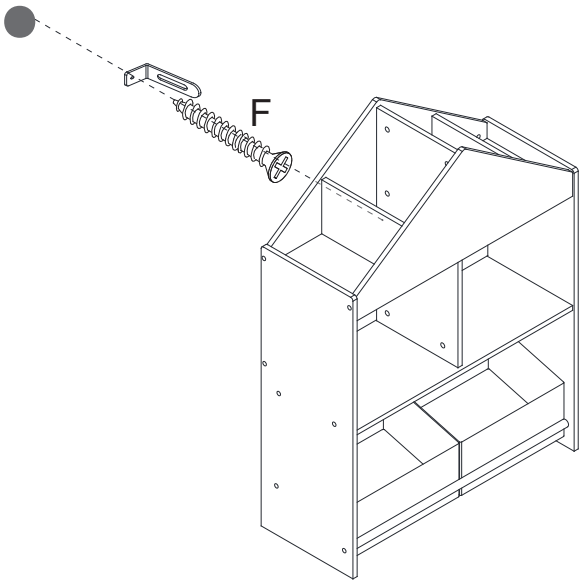
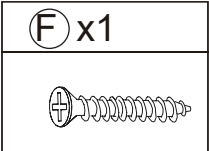


Step 16: Drill a hole in the wall by using electric drill. Insert hardware J into the hole.



Product Name:	Children's Multi-Functional House Bookcase Toy Storage Bin Floor Cabinet with Blackboard, Pink/Children's Multi-Functional Dinosaur House Bookcase Toy Storage Bin Floor Cabinet with Blackboard
SKU #:	WHCF1866/WHCF1867

Step 17: For additional stability, secure the bookshelf to the wall using hardware F



Step 18

