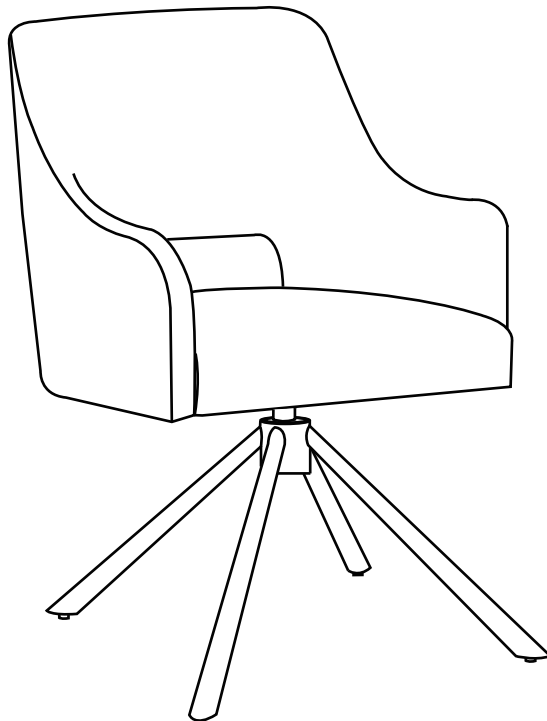


# INSTRUCTION MANUAL



**Water and Stain Resistant Boucle Upholstered  
Swivel Accent Chair  
SKU: IA4004**

**V1.0**

## ! NOTICE

- Highly recommend immediate clean of the upholstery fabric although it is treated as water and stain repellent. Clean the chair with lukewarm water, mild detergent & soft cloth.
- Please do not exceed the weight limitation of this item. Do not stand on as a step ladder.
- Firmly secure all bolts before use. Reconfirm all bolts are secure every 90 days.
- Please adjust the speed slowly when you use electric drill for assembling to avoid screw slippage.
- Do not use or store this item in the proximity of open flame or flammable/combustible chemicals.

## TOOLS REQUIRED



ALLEN WRENCH  
(PROVIDED)



300 LBS  
CAPACITY



1 PERSON  
ASSEMBLY



UP TO 20 MIN.  
ASSEMBLY

## HARDWARE

1

M6 x 30mm  
BOLT



4 PCS

2

ALLEN  
WRENCH




1 PC

## PARTS

A


SEAT



1 PC

B

SEAT PLATE  
16.5cm x 16.5cm



1 PC

C

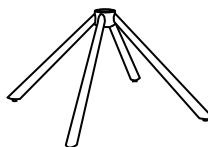
SWIVEL STUDDLE



1 PC

D

BASE GOLDEN



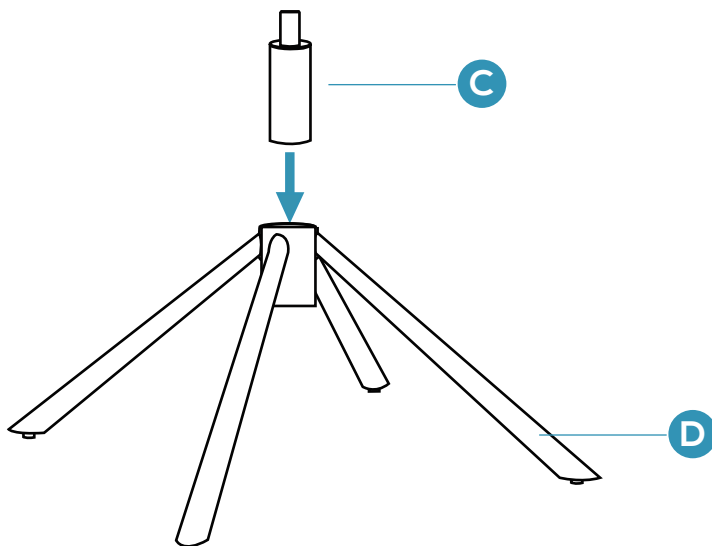
1 PC

With 4pcs  
adjustable  
feet leveler

## PRODUCT ASSEMBLY

**1**

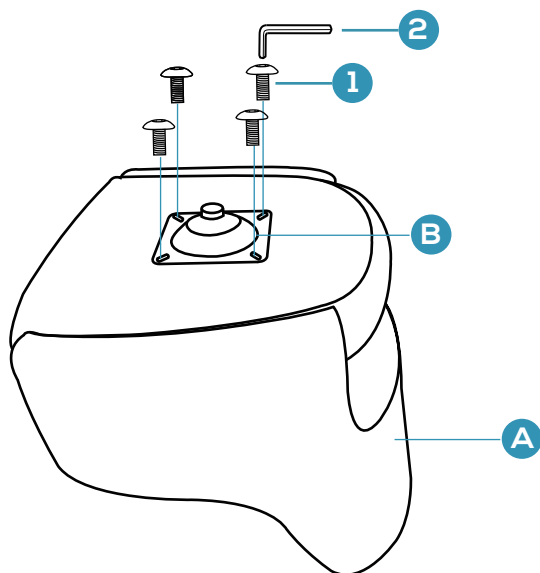
Insert Part C Swivel Studdle to part D Base.



**2**

Place Part A Seat upsidedown on flat floor.

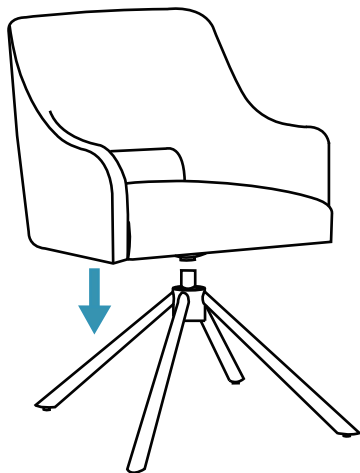
Attach Part B Seat Plate on the seat as below with 4pcs of Hardware #1 Bolt.



## PRODUCT ASSEMBLY

**3**

Put the assembled seat on top of Part C Swivel Studdle as below.



**4**

Enjoy your chair with 360° swivel function.

