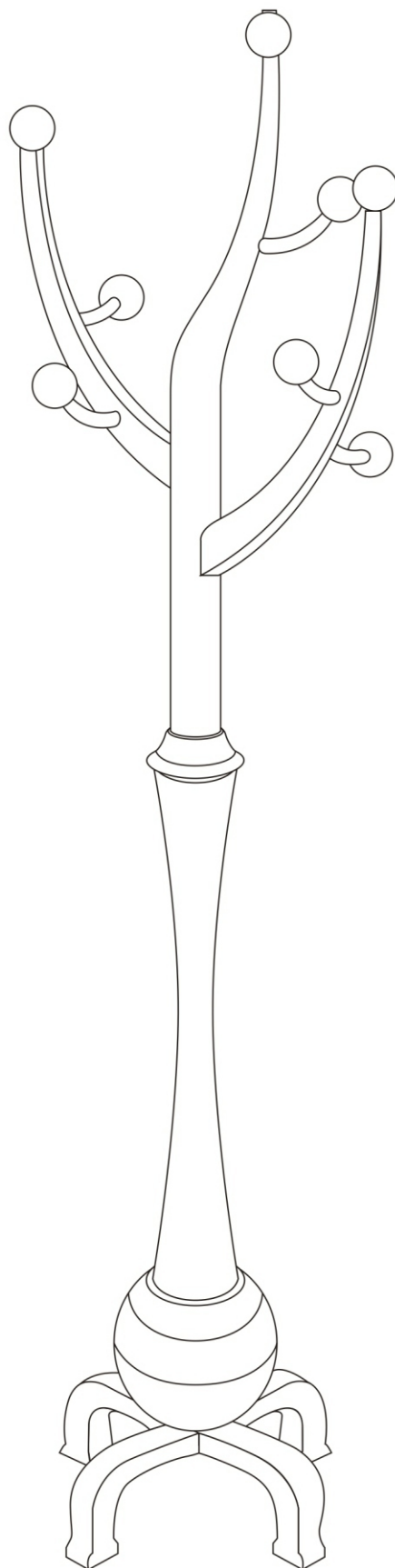


Assembly Instruction

502# coat rack



Thank you for choosing our product.

We are committed to delivering exceptional customer service to ensure your satisfaction.

Parts Confirmation:

- Upon unpacking, verify that all parts listed in the manual are present.
- If any parts are missing or incorrect, please notify us immediately. We will promptly arrange replacements, or other solutions to ensure the issue is resolved.

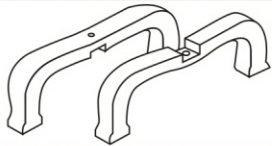
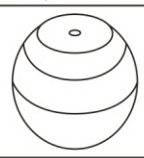




Assembly Guidance:

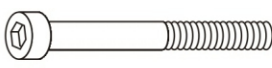






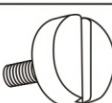
- Carefully review the instruction manual before assembly.
- The manual has detailed steps, but it might not cover all situations. If you need help or have questions, contact us and we'll respond quickly.

Shipping Note

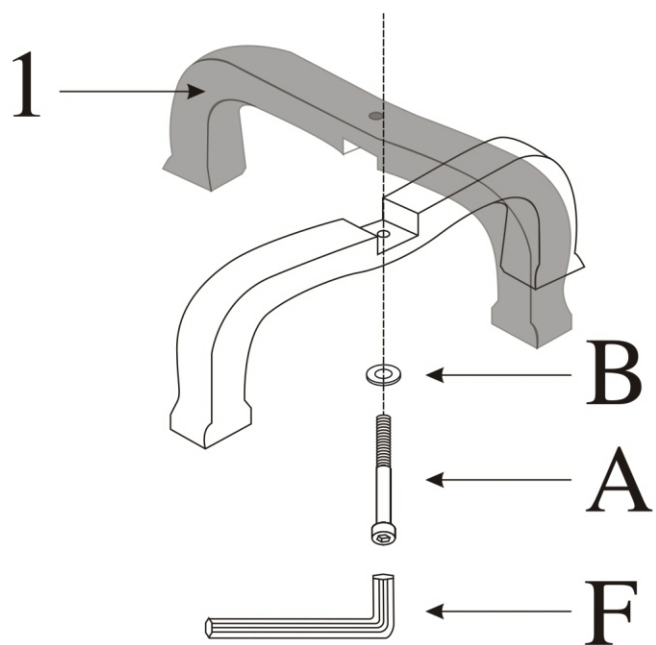
- If you purchased multiple packs, kindly note that the items in your order might come in separate packages. We appreciate your patience during delivery.

Parts List

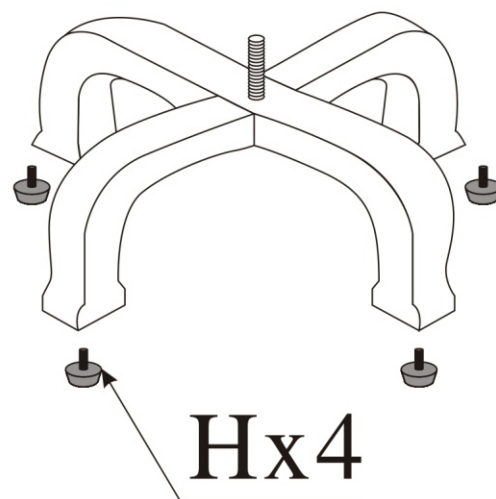
Number	Name	Part	Qty
1	Bottom feet		X1PC
2	Bottom ball		X1PC
3	Middle pole		X1PC
4	Saucer		X1PC
5	Long hanging branch		X1PC
6	Short hanging branch		X2PC

Number	Name	Part	Qty
A	M10x90mm		X1PC
B	Washer		X1PC
C	Long 110mm		X1PC
D	Short 60mm		X1PC
E	M6x40mm		X2PC
F	Big wrench		X1PC
G	Small wrench		X1PC
H	Adjuster foot		X4PC

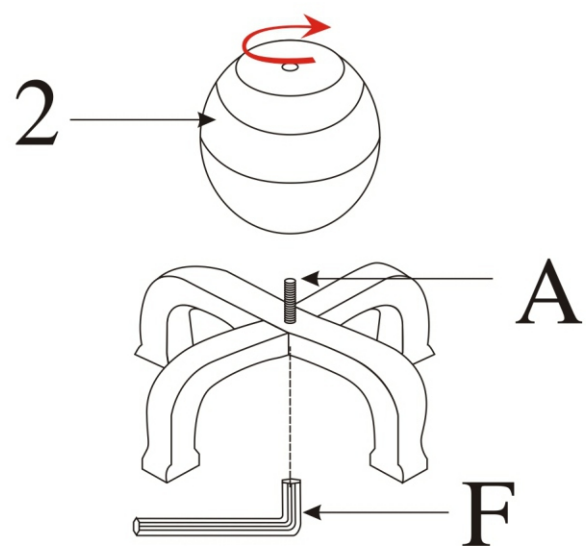
01



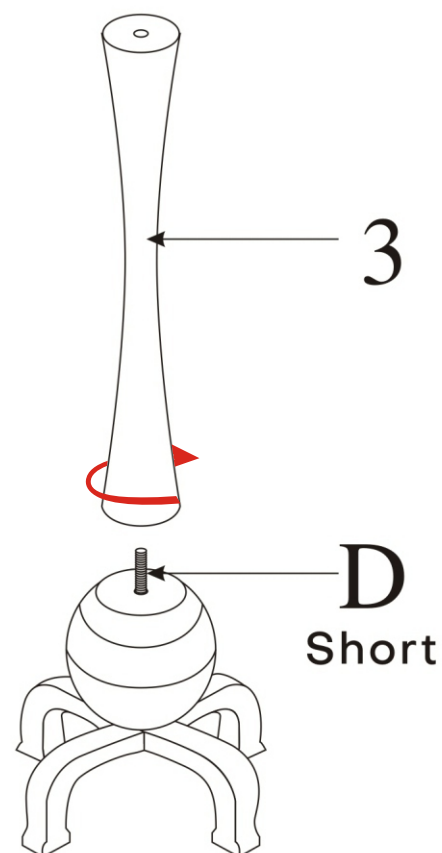
02



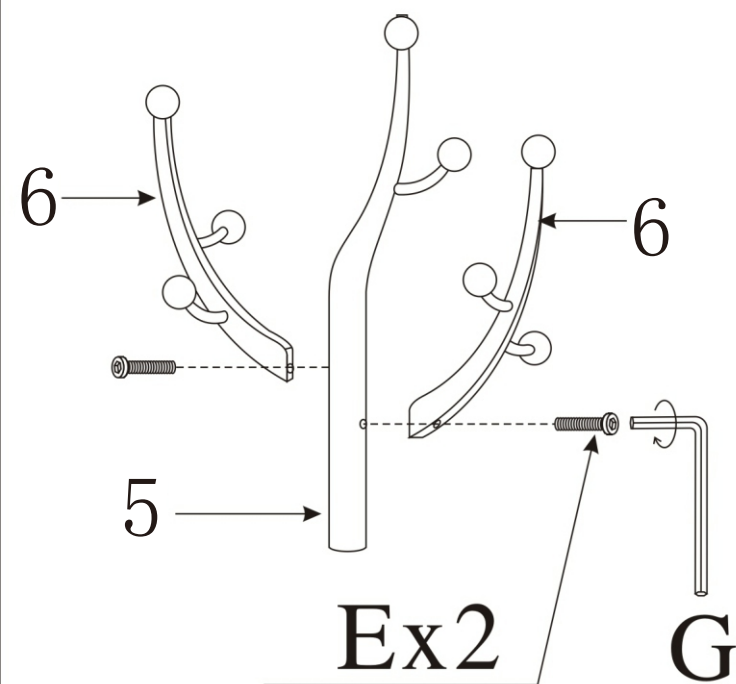
03



04

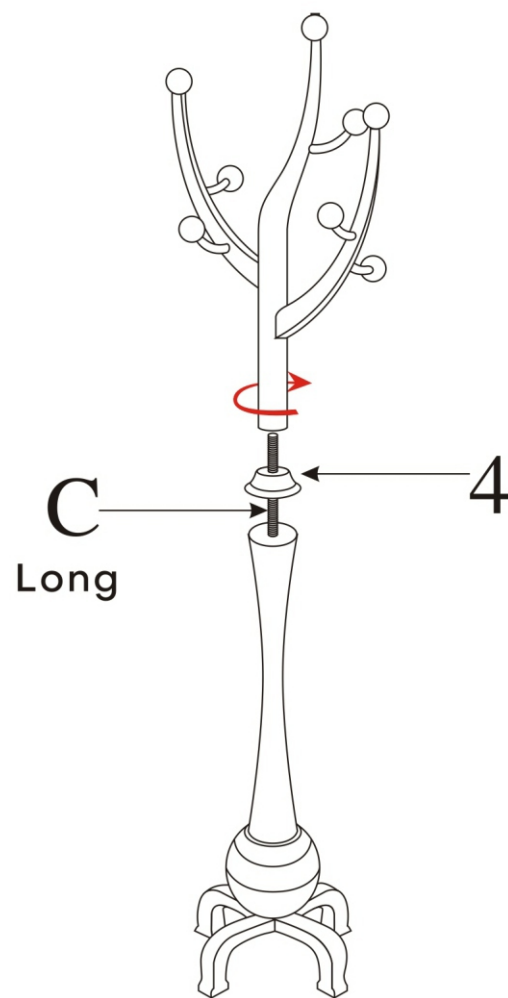


05





Install and fix the long and short hanging branch with 6x40mm screws





06



Safety Guidelines

-  Periodically inspect and tighten bolts to prevent loosening during use.
-  Ensure all hardware remains securely fastened before using.

Care Instructions

-  Avoid placing hot items, direct sunlight, or harsh chemicals on the furniture
-  Wipe dust with a soft, clean, lint-free cloth.
-  Use adjustable foot levelers on each leg to stabilize Coat Rack on uneven floors.
-  Note: Indoor Use Only: Do not place the furniture outdoors or in damp environments.

Thank you for your purchase